


A n n u a l  
R e p o r t 1997  
activities



**Port de Barcelona**

Autoritat Portuària de Barcelona



## 1. Financial Statements

This chapter includes the balance sheet and the profit and loss statement for fiscal years ending 31 December 1996 and 1997. The 1997 data is unaudited and the chart of annual financial changes is not available.

Furthermore, a chapter on the 1997 economic-financial report will be found at the Corporative Report.

## 1.1. Balance Sheet

### BALANCE SHEETS FOR FISCAL YEARS ENDING 31 DECEMBER 1997 AND 1996

ASSETS	Millions of pesetas		LIABILITIES	Millions of pesetas	
	1997	1996		1997	1996
<b>FIXED ASSETS</b>			<b>EQUITY</b>		
Intangible	160	166	Net worth	85,313	85,313
Tangible	91,134	91,662	Reserves	4,699	3,199
Financial	7,871	7,851	Profit	1,278	1,499
Long-term trade debtors	276	152		91,290	90,011
	99,441	99,831			
			<b>DEFERRED INCOME</b>	1,655	1,570
			<b>PROVISIONS FOR LONG-TERM LIABILITIES AND EXPENSES</b>	2,438	2,416
<b>CURRENT ASSETS</b>			<b>LONG-TERM CREDITORS</b>	4,329	5,918
Inventories	76	82			
Accounts receivable	1,928	2,338	<b>SHORT-TERM CREDITORS</b>		
Short-term investments	1,387	179	Debt with credit institutions	335	49
Cash and banks	194	308	Short-term debt with group and associated companies	62	46
Deferred income and accruals	27	56	Trade creditors	605	674
	3,612	2,963	Other non-trade creditors	2,339	2,110
				3,341	2,879
<b>TOTAL ASSETS</b>	103,053	102,794	<b>TOTAL LIABILITIES</b>	103,053	102,794

Pending the Auditors' Report

## 1.2. Profit and Loss Statement

### PROFIT AND LOSS STATEMENTS FOR FISCAL YEARS ENDING 31 DECEMBER 1997 AND 1996

DEBIT	Millions of pesetas		CREDIT	Millions of pesetas	
	1997	1996		1997	1996
<b>EXPENSES</b>			<b>INCOME</b>		
Staff costs	2,883	2,473	Port services	8,001	8,031
Provision for depreciation of fixed assets	3,380	3,390	Leases and authorisations	2,732	2,569
Change in trade provisions	-201	13	Other operating income	165	654
Other operating expenses:					
External services	2,467	2,506			
Taxes	91	92			
Others	107	189			
Total operating expenses	8,727	8,663	Total operating income	10,898	11,254
<b>OPERATING PROFIT</b>	2,171	2,591			
			Income from other negociable instruments and credits from fixed assets	80	101
Assimilated financial expenses	351	524	Other financial income	62	73
Change in investment provisions	4	-512	Total financial income	142	174
Total financial expenses	355	12			
<b>POSITIVE FINANCIAL RESULTS</b>	0	162	<b>NEGATIVE FINANCIAL RESULTS</b>	213	0
<b>PROFIT FROM ORDINARY ACTIVITIES</b>	1,958	2,753			
Change in provisions for fixed assets	-58	86	Profits on disposal of fixed assets	6	93
Losses from fixed assets	73	212	Income and profit from previous fiscal years	121	198
Expenses and losses from previous fiscal years	253	401	Capital grants	39	19
Other extraordinary expenses	146	478	Other extraordinary income	68	113
Total extraordinary expenses	414	1,177	Total extraordinary income	234	423
			<b>EXTRAORDINARY NEGATIVE RESULTS</b>	180	754
<b>PROFIT FROM OPERATIONS</b>	1,778	1,999			
Interport fund contribution	1,004	1,057	Interport fund receivable	504	557
<b>PROFIT AFTER INTERPORT FUND CONTRIBUTION</b>	1,278	1,499			

Pending the Auditors' Report

### **1.3. Chart of annual financial changes**

The chart of annual financial changes is not available. After auditing by an independent auditor and once approved by the Board of Directors, the annual accounts of the Autoritat Portuària de Barcelona are published in a separate volume, together with other information relating to the financial statements (including the balance sheet and profit and loss account).

The Corporate Annual Report also includes a section on the financial year.



## 2. Technical characteristics of the port

The following pages contain a physical description of the Port of Barcelona; its geographic location and excellent climatic conditions, its land accesses, the location of lighthouses and beacons which facilitate maritime access, the distribution by use of the port's 827 Ha of land (including the ZAL) and the draughts along the more than 20 km of wharves. Finally, this chapter contains an inventory of the facilities and equipment in the port.

## 2.1. General data

### 2.1.1. Location

Latitude 41° 20,1' N  
Longitude (Greenwich) 2° 10,2' E

### 2.1.2. Wind pattern

Prevailing, 3rd quadrant  
Dominant, 4th quadrant

### 2.1.3. Deep-water storm pattern

Significant wave height within a period of 50 years ..... 7.93 m

### 2.1.4. Tides

Maximum height of tide..... 0.83 m  
Size of B.M.V.E. with respect to port zero mark..... -0.03 m  
Size of P.M.V.E. id..... 0.80 m

### 2.1.5. Entry

#### 2.1.5.1. Access channel

Orientation	S 1/4 SW
Width	300 m (minimum)
Depth at B.M.V.E.	16.00m
Type of bottom	Mud and sand
Length	1,950m

#### 2.1.5.2. Entrance mouth

Orientation	S 1/4 SW
Width	370 m (between perpendiculars)
Depth at B.M.V.E.	16.00 m
Maximum recorded current	2.00 knots

#### 2.1.5.3. Use of tugs in vessel entry and exit

#### 2.1.5.4. Largest vessel entered in last five years

	Greatest length	Greatest draught
Name	Queen Elizabeth 2	Sibotessa
Nationality	British	Norwegian
G.T.	67,140	41,189
DWT	15,976	74,918
Length	294	229
Type	Passenger vessel	Bulk-carrier
Incoming or outgoing real draught	9,40	14,48

## 2.1.6. Flotation areas (Ha.)

### 2.1.6.1. Zone I

	Outport	Basins	Total (Ha.)		Rest
			Commercial	Fishing	
Seaport	-	274.10	3.68	30.45	308.23
River port	-	66.09	-	-	66.09
<b>TOTAL</b>	-	340.19	3.68	30.45	374.32

### 2.1.6.2. Zone II

	Communications	Anchorage	Rest	Total (Ha.)
	147.07	4.87	1,342.93	1,494.87

## 2.1.7. Land area (m2)

Sector	Roads	Buildings	Rail areas	Total
<b>SECTOR 1</b>	65,409	52,668	0	425,010
Wharf 01 Adossat				
Wharf 01 Adossat				
Wharf 02 Llevant				
Wharf 03 Dic Flotant				
Wharf 05 Occidental				
<b>SECTOR 2</b>	54,406	75,756	0	587,611
Wharf 06 Catalunya				
Wharf 08 Nou				
Wharf 10 Pescadors				
Wharf 11 Balears				
Wharf 12 Rellotge				
Wharf 13 Marina Port Vell				
Wharf 14 Dipòsit				
Wharf 15 Espanya				
Wharf 16 Bosch i Alsina				
Wharf 17A Drassanes				
Wharf 17B Drassanes				
Wharf 18 Barcelona				
<b>SECTOR 3</b>	41,287	94,926	11,913	433,115
Wharf 19 Sant Bertran				
Wharf 20 Ponent				
Wharf 21 Costa				
Wharf 22 Contradic				
<b>SECTOR 4</b>	44,630	24,949	19,930	839,295
Wharf 23 Oest				
Wharf 24 Sud				
Wharf 25 Pantalan				
<b>SECTOR 5</b>	55,937	97,894	8,328	556,049
Wharf 26 Álvarez de la Campa				
<b>TIR</b>				
Wharf 27 Lepant				
Wharf 28 Evaristo Fernández				
<b>SECTOR 6</b>	52,399	79,118	20,523	830,381
Wharf 29 Príncep d'Espanya				
<b>TRAM VI</b>				
Wharf 30 Dàrsena Sud				
<b>SECTOR 7</b>	19,037	70,603	5,951	381,770
Zona Sud				
<b>SECTOR 8</b>	83,301	10,085	10,766	968,105
Wharf 32 Inflamables				
<b>Z.A.L. 1</b>	108,660	91,681	5,907	713,586
<b>Z.A.L. 2</b>				2,541,130
<b>TOTAL PORT</b>	525,066	597,680	83,318	8,276,052

## 2.1.8. Breakwaters (m)

Name	Length	Characteristics
Dic de l'Est	4,230	Concrete blocks
Nou Contradic	510	Natural breakwater
<b>TOTAL</b>	4,740	

## 2.2. Simplified map of lights and beacons

### 2.2.1. General map of lights and beacons

This map is published in the map section of the Corporate Annual Report.

### 2.2.2. List of lights and beacons

Number in Lighthouse book and on map	Name and position	Description	Colour of light	Characteristics	Range in miles
31780 A	PUNTA SERNELLA LIGHTHOUSE Punta Sernella.	Tower on grey building, white dome.	White	One flash every 5 seconds. 1+4 = 5	13
31730 B	CAP DE CREUS LIGHTHOUSE Cap de Creus.	Tower on white house.	White	Groups of two flashes every 10 seconds. 0,3+2,2+0,3+7,2 = 10.	20
31680 C	CALA NANS LIGHTHOUSE Punta Cala Nans.	Cylindrical tower on white house.	White	Groups of 4+1 flashes every 25 seconds. (0,5+2,5) 3 times+0,5+7,5+0,5+7,5 = 25.	8
31610 D	ROSES LIGHTHOUSE Punta de la Bateria.	Cylindrical white tower on white house.	White	Groups of 4 eclipses every 15 seconds.	12
31300 E	ILLES MEDES LIGHTHOUSE Illa Meda Gran.	Brick building with tower.	White	Group of 4 flashes every 24 seconds. (1+3) 3 times+1+11 = 24.	14
31250 F	SANT SEBASTIÀ LIGHTHOUSE Cap de Sant Sebastià.	White tower on white building.	White	One flash every 5 seconds 0,3+4,7 = 5.	32
31140 G	ILLES FORMIGUES Illa Formiga Gran.	Cylindrical tower on white house.	White	Groups of 3 flashes every 9 seconds. 0,5+1,5+0,5+1,5+0,5+4,5 = 9.	6
31051 H	LOSA DE PALAMÓS Bajo de la Losa.	Red column with black bands.	White	Groups of 2 flashes every 7 seconds. 0,5+1,5+0,5+4,5 = 7.	5
31041 I	PALAMÓS LIGHTHOUSE Punta del Molí.	White cylindrical tower.	White	Eclipse groups of (1+4) flashes every 18 seconds. (1,4+1) 3 times +4,4+1+4,4+1 = 18.	18
30998 J	LA REMRO BUOY 2 miles from the coast.	Spherical yellow buoy.	Yellow	Groups of 5 flashes every 20 seconds (0,4+2) 4 times +0,4+10 =20.	2
30970 K	PORT LEADING LIGHT Sant Feliu (Ant.). Paseo Marítimo.	White post marked with black and white bands at 45°.	White	Isophase every 3 seconds.	6
30971 L	PORT LEADING LIGHT Sant Feliu (Post.). Paseo Marítimo 52 m from previous one.	White post marked with black and white bands at 45°.	White	Eclipse group every 3 seconds. 2+1 = 3.	6
30910 M	TOSSA LIGHTHOUSE Cap de Tossa.	White tower on building.	White	Groups of (3+1) flashes every 20 seconds. 0,2+2,3+0,2+2,3+0,2+7,3+0,2+7,3 = 20.	21
30810 N	CALELLA LIGHTHOUSE Calella.	Tower on white building.	White	Groups of (3+2) flashes every 20 seconds. 0,3+1,4+0,3+1,4+0,3+7,1+0,3+1,4+0,3+7,2=20.	18
29700 O	MONTJUÏC LIGHTHOUSE On the side of Montjuïc.	Two-storey rectangular building with a tower crowned with a cylindrical light and silver dome. (When approaching from the sea, the upper green cylinder can be seen.)	White	Two flashes every 15 seconds. 0,3+3,4+0,3+11 = 15.	18
29630 P	RIVER LLOBREGAT LIGHTHOUSE At the mouth of the river.	Two-storey cylindrical building with polygonal tower and aerodynamic light.	White	One flash every 5 seconds. 1+4 = 5.	10
29340 Q	VILANOVA I LA GELTRÚ LIGHTHOUSE Vilanova i la Geltrú Port.		White	Group of 3 flashes every 8 seconds. 0,2+1,5+0,2+1,5+0,2+4,4 = 8.	
29720 1	DIC DE L'EST LIGHTHOUSE At the head of the jetty.	Metal cylindrical tower with two parts of different diameters, painted green with a white band in the middle. (When approaching from the sea, a top green band and a lower white band can be seen.)	Green	One flash every 5 seconds. 1+4 = 5.	6
29740 2	MARTELL BEACON At the head of the pier on WHARF 01B Adossat.	Cylindrical metal tower with two parts of different diameters, painted green with a white band in the middle.	Green	Two flashes every 5 seconds. 0,5+1+0,5+3 = 5.	3
30012 3	WHARF 01 ADOSSAT SW end.	Metal post, painted green, on a pyramidal base.	Green	Group of 3 flashes every 7,5 seconds. 0,5+1+0,5+1+0,5+4 = 7,5.	2
30015 4	WHARF 01 ADOSSAT Double Ro-Ro berth.	Metal post, painted green, on a pyramidal base.	Green	Groups of 4 flashes every 9,8 seconds. (0,3+0,7) 3+0,3+6,5 = 9,8.	2
30150 5	WHARF 02 LLEVANT On the angle between Llevant Wharf and Adossat Wharf.	Metal post, painted green, on a pyramidal base.	Green	Flashes every 5 seconds. 0,5+4,5 = 5.	2
30170 6	WHARF 05 OCCIDENTAL SW corner.	Metal post, painted green, on a pyramidal base.	Green	Groups of 2 flashes every 5 seconds. 0,5+0,5+0,5+3,5=5.	2
30190 7	WHARF 06 CATALUNYA Southern corner.	Metal post, painted green, on a pyramidal base.	Green	Groups of 3 flashes every 7,5 seconds. 0,5+1+0,5+1+0,5+4 = 7,5.	2
30210 8	WHARF 06 CATALUNYA Northern corner.	Metal post, painted green, on a pyramidal base.	Green	Groups of 4 flashes every 9,2 seconds. (0,3+0,5) 3 times+ 0,5+5,5 = 9,2.	2
30376 9	WHARF 08 NOU Southern corner.	Metal post, painted green-red-green, on a pyramidal base.	Green	Groups of 2+1 flashes every 7 seconds. 0,5+0,5+0,5+1,5+0,5+3,5=7.	2



Number in Lighthouse book and on map	Name and position	Description	Colour of light	Characteristics	Range in miles
30373	DÀRSENA DE LA INDÚSTRIA End of guàfe.	Red post with a green centre band.	Red	Groups of 2+1 flashes every 15 seconds. 0,5+1,5+0,5+6+0,5+6 = 15	2
30374 10	WHARF 08 NOU Northern corner.	Metal post, painted green, on a pyramidal base.	Green	Isolated flashes every 5 seconds. 1+4 = 5.	2
30372 11	WHARF 11 BALEARS Southern corner.	Metal base, painted red, on a pyramidal base.	Red	Isolated flashes every 5 seconds. 1+4 = 5.	2
30370 12	WHARF 11 BALEARS End of South Jetty.	Metal post, painted green-red-green, on a pyramidal base.	Green	Groups of 2+1 flashes every 7 seconds. 0,5+0,5+1,5+0,5+3,5=7.	2
30350 13	WHARF 11 BALEARS End of North Jetty.	Metal post, painted green, on a pyramidal base.	Green	Groups of 4 flashes every 9 seconds. 0,5+0,5+0,5+0,5+0,5+0,5+0,5+0,5+5,5 = 9.	2
30332 13A	WHARF 13 MARINA PORT VELL S. Jetty 8.	Green post.	Green	One flash every 6 seconds. 1+5 = 6.	1
30333 13B	WHARF 13 MARINA PORT VELL S Jetty 7.	Green post.	Green	Groups of 4 flashes every 14 seconds. 1+1+1+1+1+1+1+7 = 14.	1
30334 13C	WHARF 13 MARINA PORT VELL S Jetty 6.	Green post.	Green	Groups of 3 flashes every 11 seconds. 0,5+1+0,5+1+0,5+7,5 = 11.	1
30335 13D	WHARF 13 MARINA PORT VELL S Jetty 5.	Green post.	Green	Groups of 2 flashes every 9 seconds. 0,5+1+0,5+7 = 9.	1
30336 13E	WHARF 13 MARINA PORT VELL S Jetty 4.	Green post.	Green	One flash every 6 seconds. 1+5 = 6.	1
30337 13F	WHARF 13 MARINA PORT VELL S Jetty 3.	Green post.	Green	Groups of 4 flashes every 14 seconds. 1+1+1+1+1+1+1+7 = 14.	1
30338 13G	WHARF 13 MARINA PORT VELL S Jetty 2.	Green post.	Green	Groups of 3 flashes every 11 seconds. 0,5+1+0,5+1+0,5+7,5 = 11.	1
30339 13H	WHARF 13 MARINA PORT VELL S Jetty 1.	Green post.	Green	Groups of 2 flashes every 9 seconds. 0,5+1+0,5+7 = 9.	1
30330 14	WHARF 15 ESPANYA Northern corner.	Metal post, painted red, on a pyramidal base.	Red	Groups of 3 flashes every 8 seconds. 0,5+0,5+0,5+0,5+0,5+0,5+5,5 = 8.	2
30320 14A	WHARF 15 ESPANYA Multimedia North.	Beacon fastened to pile.	Red	One flash every second. 0,5+0,5 = 1.	1
30320 14B	WHARF 15 ESPANYA Multimedia South.	Beacon fastened to pile.	Red	One flash every second. 0,5+0,5 = 1.	1
30310 15	WHARF 15 ESPANYA SE corner.	Metal post, painted with three bands (green-red-green), on a pyramidal base.	Green	Group of 1+2 flashes every 9 seconds. 0,5+1,5+0,5+0,5+0,5+5,5 = 9.	2
30250 15A	WHARF 15 ESPANYA Rambla del Mar East.	Metal post, painted green.	Green	Groups of 3 flashes every 10 seconds. 0,5+1,5+0,5+1,5+0,5+5,5 = 10.	1
30252 15B	WHARF 15 ESPANYA Rambla del Mar East Central.	Inclined metal post, painted green.	Green	Groups of 2 flashes every 10 seconds. 1+2+1+6 = 10.	1
30254 15C	WHARF 15 ESPANYA Rambla del Mar West Central.	Inclined metal post, painted red.	Red	Groups of 2 flashes every 10 seconds. 1+2+1+6 = 10.	1
30256 16A	WHARF 16 BOSCH I ALSINA Rambla del Mar East.	Red metal post.	Red/ Green	Groups of 2 red and green flashes every 5 seconds. 0,5+1,5+0,5+2,5 = 5.	1
30258 16B	WHARF 16 BOSCH I ALSINA Rambla de Mar West.	Red metal post.	Red	Groups of 2 flashes every 5 seconds. 0,5+1,5+0,5+2,5 = 5.	1
30240 17	WHARF 18 BARCELONA NE corner of centre edge.	Metal post, painted red, on a pyramidal base.	Red	Groups of 2 flashes every 7 seconds. 0,5+0,5+0,5+5,5 = 7.	2
30230	WHARF 18 BARCELONA Southern corner.	Metal post, painted red, on a pyramidal base.	Red	One flash every 5 seconds. 1+4 = 5.	2
30130 19	WHARF 20 PONENT NE corner.	Metal post, painted red, on a pyramidal base.	Red	Groups of 4 flashes every 9 seconds. 0,5+0,5+0,5+0,5+0,5+0,5+0,5+5,5 = 9.	2
30110 20	WHARF 20 PONENT SE corner.	Metal post, painted red, on a pyramidal base.	Red	Groups of 3 flashes every 8 seconds. 0,5+0,5+0,5+0,5+0,5+5,5 = 8.	2
30090 21	WHARF 22 CONTRADIC NE corner.	Metal post, painted red, on a pyramidal base.	Red	Groups of 2 flashes every 7 seconds. 0,5+0,5+0,5+5,5 = 7.	2
30070 22	WHARF 22 CONTRADIC Southern corner.	Cylindrical tower, painted red, on a pyramidal base.	Red	One flash every 5 seconds. 1+4 = 5.	2
30050 23	WHARF 24 SUD Northern corner.	Metal post, painted red, on a pyramidal base.	Red	Groups of 4 flashes every 10 seconds. 0,5+1+0,5+1+0,5+1+0,5+5 = 10.	2
30030 24	WHARF 24 SUD Southern corner.	Metal post, painted red, on a pyramidal base.	Red	Groups of 3 flashes every 7,5 seconds. 0,5+1+0,5+1+0,5+4 = 7,5.	2
29980 25	WHARF 25 PANTALAN At the head of the wharf.	Small metal pyramidal tower, painted with three bands (red-green-red).	Red	Groups of 2 flashes plus 1 every 11,5 seconds. 0,5+1+0,5+3+0,5+6 = 11,5.	2
29960 26	WHARF 26 ALVAREZ DE LA CAMPA NE end.	Metal post, painted green, on a pyramidal base.	Green	One flash every 5 seconds. 1+4 = 5.	2
29950 27	WHARF 27 LEPANT Southern end.	Metal post, painted green, on a pyramidal base.	Green	Group of two flashes every 7 seconds. 1+1+1+4 = 7.	2
29945 28	WHARF 27 LEPANT End of berth 2.	Metal post, painted green, on a pyramidal base.	Green	Group of three flashes every 10 seconds. 0,5+1,5+0,5+1,5+0,5+5,5 = 10.	2
29942 29	WHARF 27 LEPANT End of berth 1.	Metal post, painted green, on a pyramidal base.	Green	Group of four flashes every 18 seconds. 1+2+1+2+1+2+1+8 = 18.	2
29930 30	WHARF 28 EVARISTO FDEZ. End of jetty.	Metal post, painted green, on a pyramidal base.	Green	Group of 2+1 flashes every 15 seconds. 0,5+1,5+0,5+6+0,5+6 = 15.	2
29900 31	WHARF 29 PRINCEP D'ESPANYA Southern end.	Metal post, painted green, on a pyramidal base.	Green	Group of three flashes every 8 seconds. 0,5+0,5+0,5+0,5+0,5+5,5 = 8.	2

Number in Lighthouse book and on map	Name and position	Description	Colour of light	Characteristics	Range in miles
29890 32	WHARF 30 D'ARSENA SUD Southern end.	Metal post, painted red, on a pyramidal base.	Red	Group of two flashes every 7 seconds. 0,5+0,5+0,5+5,5 = 7.	2
29860 33	BUOY 4, ACCESS CHANNEL TO BASIN OF INFLAMABLES WHARF.	Red spar buoy.	Red	One flash every 5 seconds. 1+4 = 5.	1
29840 34	BUOY 3, ACCESS CHANNEL TO BASIN OF INFLAMABLES WHARF.	Red spar buoy.	Red	Groups of 4 flashes every 13,5 seconds. 0,5+1,5+0,5+1,5+0,5+1,5+0,5+7 = 13,5.	1
29820 35	BUOY 2, ACCESS CHANNEL TO BASIN OF INFLAMABLES WHARF.	Red spar buoy.	Red	Groups of 3 flashes every 7,5 seconds. 0,5+1+0,5+1+0,5+4 = 7,5.	1
29800 36	BUOY 1, ACCESS CHANNEL TO BASIN OF INFLAMABLES WHARF.	Red spar buoy.	Red	Group of two flashes every 5,5 seconds. 0,5+0,5+0,5+4 = 5,5.	1
29760 37	NOU CONTRADIC Beacon at head of jetty.	Cylindrical brick building, painted red, with a white band at the base.	Red	One flash every 5 seconds. 1+4 = 5.	5
29670 38	RIVER LLOBREGAT BUOY Indicating the shallows at the mouth of the river.	Cylindrical pillar buoy with radar reflector (marks the East quadrant cardinal), painted black with a horizontal yellow band in the centre.	White	Group of three flashes every 10 seconds. 0,3+0,7+0,3+0,7+0,3+7,7 = 10.	3
29760 39	NAUTOPHONE (SIREN) At the root of Nou Contradic.	With a rectangular loudspeaker on a metal pillar, mounted on a red brick building.		When there is fog, it emits 3 long and 3 short (B) notes of Morse code.	3
29680 40	SERRA BUOY, 2.7 MILES SOUTH FROM THE END OF DIC DE L'EST AND 2 MILES FROM THE COAST.	Cylindrical pillar buoy, painted with red and white vertical bands, with passive radar reflector, marking the centre and beginning of the entry channel to the port.	White	Morse (letter A) every 10 seconds. 0,5+0,5+1,5+7,5 = 10. Racon Morse (letter B).	3

## 2.3. Wharves and berths

### 2.3.1. Classification by basin

#### 2.3.1.1. Service

Names	Length (m)	Draught (m)	Width (m)	Uses
<b>COMMERCIAL BASINS</b>				
Wharf 01C Adossat	45	7	25	Ro-Ro vessels
Wharf 01D Adossat Mod. 28-ramp	23.5	9.5	26	Ro-Ro vessels
Wharf 01D Adossat Mod. 17-28	588	12	75.5	General cargo and passengers
Wharf 01D Adossat Mod. 17-ramp	21.1	12	31	Ro-Ro vessels
Wharf 01E Adossat Mod. 16-ramp	21.1	11.8	31	Ro-Ro vessels
Wharf 01E Adossat Mod. 1-16	770	11.8	75.5	General cargo and passengers
Wharf 02A Llevant	258	11.2	60	Solid bulk, special facilities
Wharf 15B Espanya (East)	125	8.6	12	Passengers
Wharf 17A Drassanes	99.5	7	23	Passengers/Ro-Ro
Wharf 17B Drassanes (Ramp)	29	7	15.6	Passengers/Ro-Ro
Wharf 18A Barcelona (North) (W. ramp)	24.2	8	15.6	Passengers/Ro-Ro
Wharf 18A Barcelona (North)	481	8	80	Passengers/Ro-Ro
Wharf 18B Barcelona (East)	160	9.5	40	Passengers
Wharf 18C Barcelona (South)	430	9	80	Passengers/Ro-Ro
Wharf 18C Barcelona (South) (W. ramp)	25	9	25	Passengers/Ro-Ro
Wharf 19 Sant Bertran (N. ramp)	25	11	0	Ro-Ro vessels
Wharf 19 Sant Bertran	529	11	83	General cargo
Wharf 19 Sant Bertran (S. ramp)	22	11	0	Ro-Ro vessels
Wharf 20A Ponent (North) (W. ramp)	23	7.8	0	Ro-Ro vessels
Wharf 20A Ponent (North) (section 1)	297	7.8	45	General cargo (Lo-Lo and Ro-Ro vessels)
Wharf 20A Ponent (North) (E. ramp)	30.5	7.8	45	Ro-Ro vessels
Wharf 20B Ponent (North) (Section 2)	89.6	7.8	29	General cargo Wharf 20C
Wharf 20C Ponent (East)	230.2	9.5	33	General cargo
Wharf 20D Ponent (South)	433.7	11.2	62	General cargo
Wharf 21 Costa	452	11.2	66	General cargo, liquid bulk and Ro-Ro
Wharf 22A Contradic (North)	419	9.5	85	Liquid and solid bulk, special facilities
Wharf 22B Contradic (East)	241	10.8	13	Solid bulk, special facilities
Wharf 22C Contradic (South)	419	12	160	Bulk, general cargo, Ro-Ro
Wharf 23 Oest-Uno	200	12	77	Containers and liquid bulk
Wharf 24B Sud (Northern part)	350	12	220	Containers
Wharf 24B Sud (Eastern part) Mod. 1-10	450	14	100	Containers
Wharf 24B Sud (Eastern part) Mod.10-20	562	16	100	Containers
Wharf 26A Àlvarez de la Campa (Ramp)	30.2	12	0	Ro-Ro vessels
Wharf 26B Àlvarez de la Campa (Section 1)	150	12	0	Containers
Wharf 26B Àlvarez de la Campa (Section 2)	250	12	0	Solid bulk, special facilities
Wharf 26B Àlvarez de la Campa (Section 3)	150	8.5	0	Containers
Wharf 26B Àlvarez de la Campa (Section 4)	80	8.5	0	Cement, special facilities
Wharf 26B Àlvarez de la Campa (Section 5)	150	6.5	0	Containers
Wharf 26C Àlvarez de la Campa	90	6.5	0	Containers
Wharf 27A Lepant (Berth no. 1)	79.5	7	42	Ro-Ro vessels
Wharf 27B Lepant (Berth no. 2)	123.5	7.8	25	Ro-Ro vessels
Wharf 27C Lepant (Berth no. 3)	170	11	15	Ro-Ro vessels
Wharf 28 Evaristo Fernández	152	7	65	Ro-Ro vessels
Wharf 29 Príncep d'Espanya	123.4	8	45	Containers
Wharf 29 Príncep d'Espanya	964.6	14	150/500.0	Containers
Wharf 30A Dàrsena Sud	278	12	150	Ro-Ro vessels (automobiles)
Wharf 30B Dàrsena Sud	209	12	190	Containers and Ro-Ro cargo
Wharf 30B Dàrsena Sud (N. ramp)	25	12	0	Ro-Ro vessels
Wharf 30C Dàrsena Sud	332.3	12	50/100.0	Containers
Wharf 30C Dàrsena Sud (W. ramp)	20.3	12	0	Ro-Ro vessels
Wharf 31A Dàrsena Interior	286	12	0	Ro-Ro vessels (automobiles)
Wharf 31B Dàrsena Interior	96	7	0	
Wharf 32 Inflamables (berths)	1,190	12	0	Liquefied gases and liquids
<b>TOTAL</b>	<b>12,754.4</b>			
<b>FISHING BASINS</b>				
Wharf 11A Balears	217.5	8	10	Fishing
Wharf 11B Balears	61	8	21	Fishing
Wharf 11C Balears	261	9.6	50	Fishing
Wharf 11B Pescadors	68.5	8	35	Fishing
<b>TOTAL</b>	<b>608</b>			
<b>OTHER BASINS</b>				
Wharf 01B Adossat	252.0	4	0	Auxiliary vessels
Landing stage (Breakwater)	30.0	6	0	Landing stage (local traffic)
Wharf 01C Adossat Mod. 17 (Ramp heads)	31.0	12	21.1	Auxiliary vessels
Wharf 02B de Llevant (2nd alignment)	203.5	8	60	Repairs and workshops
Wharf 02C de Llevant (1st alignment)	156.0	8	45	Repairs and workshops

Names	Length (m)	Draught (m)	Width (m)	Uses
Wharf 03 Dic Flotant	210.0	6	0	Repairs and workshops
Wharf 05A Occidental (Head)	58.5	9	10	Repairs and workshops
Wharf 05B Occidental (West)	210.0	9	19.5	Floating repairs
Wharf 06A Catalunya Sud	35.0	8	5.5	Vessel repairs and outfitting
Wharf 06B Catalunya (Head)	50.0	8	18	Vessel repairs and outfitting
Wharf 06C Catalunya Nord	214.0	8	26	Vessel repairs and outfitting
Wharf 08 Nou 'A'	230.0	8	42	Vessel repairs and outfitting
Wharf 08 Nou 'B'	66.0	8	42	Vessel repairs and outfitting
Wharf 10C de Pescadors (North)	140.0	8	35	Pleasure craft
Wharf 12 del Rellotge	218.0	8	65	Pleasure craft
Wharf 13 Marina Port Vell	290.0	8	52	Pleasure craft
Wharf 14 del Dipòsit (2nd alignment)	140.0	8	61	Pleasure craft
Wharf 14 del Dipòsit (1st alignment)	108.0	8	40	Pleasure craft
Wharf 15A d'Espanya NE	437.0	8.3	34	Port Vell
Wharf 15B d'Espanya East	184.0	8.6	38	Port Vell
Wharf 15A d'Espanya South	123.0	7.6	36	Port Vell
Wharf 15A d'Espanya (southern corner)	53.0	7.6	0	Port Vell
Wharf 15A d'Espanya Oest-2	283.5	7.6	45	Pleasure craft
Wharf 15A d'Espanya Oest-1	241.5	7.6	19	Pleasure craft
Wharf 16 de Bosch i Alsina	507.0	6.6	55	Non-commercial vessels, fuelling vessels
Wharf 17A de Drassanes	97.0	7	0	Local traffic
<b>TOTAL</b>	4,568			
<b>TOTAL SERVICE BASINS</b>	17,921			

### 2.3.1.2. Private

Names	Length (m)	Draught (m)	Width (m)	Uses
<b>COMMERCIAL BASINS</b>				
Wharf 01B Adossat	270.0	10.5	0.0	Solid bulk, special facilities
Wharf 25 Pantalán				
Wharf 25C platform 3 North	250.0	11.5	0.0	Petroleum products
Wharf 25D platform 3 South	250.0	11.5	0.0	Petroleum products
Wharf 25B platform 2 North	200.0	10.5	0.0	Petroleum products
Wharf 25E platform 2 South	200.0	10.5	0.0	Petroleum products
Wharf 25A platform 1 North	150.0	8.4	0.0	Petroleum products
Wharf 25F platform 1 South	150.0	8.4	0.0	Petroleum products
Wharf 26C Álvarez de la Campa	250.0	12.0	100.0 /200.0	Solid and liquid bulk, special facilities
Wharf 32H Inflamables	258.0	12.0	0.0	Liquefied natural gas
<b>TOTAL</b>	1,978.0			
<b>FISHING BASINS</b>				
None				
<b>OTHER BASINS</b>				
Wharf 07C Marina '92	126.0	8.0	51.8	Vessel repairs
Wharf 07B Marina '92	103.5	8.0	-	Vessel repairs
Wharf 07A Marina '92	126.0	8.0	51.8	Vessel repairs
<b>TOTAL</b>	355.5			
<b>TOTAL PRIVATE BASINS</b>	2,333.5			

### 2.3.2. Classification by use and draught

Uses	Linear metres with draught 'D'					Total (lm)	l.m. with draught D<4
	D>=12	12>D<=10	10>D>=8	8>D>=6	6>D>=4		
<b>SERVICE</b>							
Commercial wharves							
Standard general cargo	408	1,810	230	240	-	2,688	-
Containers	3,152	-	385	78	-	3,615	-
Ro-Ro berths	715	261	122	726	-	1,824	-
Solid bulk, no special facilities	414	-	-	-	-	414	-
Solid bulk, special facilities	200	749	-	120	-	1,069	-
Liquid bulk	1,190	321	-	-	-	1,511	-
Passengers	180	200	1,146	100	-	1,500	-
Other wharves							
Fishing	-	-	608	-	-	608	-
Outfitting, repairs and shipbreaking	-	-	1,223	210	-	1,433	-
Miscellaneous	31	-	1,767	1,335	252	3,385	-
<b>TOTAL SERVICE</b>	6,289	3,341	5,232	2,808	252	17,921	-
<b>PRIVATE</b>							
Commercial wharves							
Standard general cargo	-	-	-	-	-	-	-
Containers	-	-	-	-	-	-	-
Ro-Ro berths	-	-	-	-	-	-	-
Solid bulk, no special facilities	-	-	-	-	-	-	-
Solid bulk, special facilities	250	270	-	-	-	520	-

Uses	Linear metres with draught 'D'					Total (lm)	I.m. with draught D<4
	D>=12	12>D<=10	10>D>=8	8>D>=6	6>D>=4		
Liquid bulk	258	900	300	-	-	1,458	-
Passengers	-	-	-	-	-	-	-
Other wharves	-	-	-	-	-	-	-
Fishing	-	-	-	-	-	-	-
Outfitting, repairs and shipbreaking	-	-	356	-	-	356	-
Miscellaneous	-	-	-	-	-	-	-
<b>TOTAL PRIVATE</b>	508	1,170	656	-	-	2,334	-
<b>TOTAL SERVICE AND PRIVATE</b>	6,797	4,511	5,887	2,808	252	20,255	-

## 2.4. Storage facilities

### 2.4.1. Storage facilities

Wharf	Designation	Uncovered (m2)	Covered and open		Closed		Total area (m2)	
			Area (m2)	Height (m)	Ground-floor area (m2)	Height (m)		No. of floors
<b>SERVICE</b>								
Wharf 01 Adossat	T-1	-	-	-	3,264	6	1	3,264
Id.	T-1 shed	-	960	6	-	-	-	960
Id.	Yard sec. T-1	1,696	-	-	-	-	-	1,696
Id.	T-2	-	-	-	3,360	6	1	3,360
Id.	T-2 shed	-	797	6	-	-	-	797
Id.	Yard sec. T-2	1,332	-	-	-	-	-	1,332
Id.	North sec. yard	5,568	-	-	-	-	-	5,568
Id.	Central sec. yard	14,459	-	-	-	-	-	14,459
Id.	TD	-	-	-	1,500	6	1	1,500
Id.	T. shoulder	-	-	-	2,983	5	1	2,983
Id.	Central warehouse yard	4,998	-	-	-	-	-	4,998
Id.	T-3	-	-	-	4,000	8	1	4,000
Id.	T-4	-	-	-	10,100	8	1	10,100
Id.	South sec. yard	9,800	-	-	-	-	-	9,800
Id.	South warehouse yard	5,450	-	-	-	-	-	5,450
Wharf 02 Llevant	T-1	-	-	-	2,025	6	1	2,025
Id.	Tr. yard	705	-	-	-	-	-	705
Id.	Shoulder yard	1,488	-	-	-	-	-	1,488
Wharf 18 Barcelona	T-8	-	-	-	1,680	6	1	1,680
Wharf 19 Sant Bertran	T-1	-	-	-	4,320	6	1	4,320
Id.	T-2	-	-	-	3,840	6	1	3,840
Id.	T-3	-	-	-	8,640	7	1	8,640
Id.	Sec. yard	17,500	-	-	-	-	-	17,500
Wharf 20 Ponent	T-1	-	-	-	3,570	7	1	3,570
Id.	T-2	-	-	-	4,896	7	1	4,896
Id.	T-4	-	-	-	8,954	7	1	8,954
Id.	T-5	-	-	-	10,769	7	1	10,769
Id.	Sec. yard	16,823	-	-	-	-	-	16,823
Id.	Warehouse yard	8,818	-	-	-	-	-	8,818
Wharf 21 Costa	Shed	-	1,176	8	-	-	-	1,176
Id.	Depot	-	-	-	4,500	8	1	4,500
Id.	Sec. yard	14,000	-	-	-	-	-	14,000
Wharf 22 Contradic.	Sec. yard	13,325	-	-	-	-	-	13,325
Id.	Warehouse yard	8,222	-	-	-	-	-	8,222
Wharf 23 Oest	Sec. yard	11,400	-	-	-	-	-	11,400
Wharf 24 Sud	Bulk yard	64,400	-	-	-	-	-	64,400
Id.	Bulk yard	20,000	-	-	-	-	-	20,000
Id.	Warehouse-1 yard	67,392	-	-	-	-	-	67,392
Id.	T-1	-	-	-	7,200	8	1	7,200
Id.	T-2	-	-	-	7,200	8	1	7,200
Id.	TD	-	-	-	3,037	6	1	3,037
Id.	Warehouse-2 yard	21,918	-	-	-	-	-	21,918
Id.	Warehouse-3 yard	81,730	-	-	-	-	-	81,730
Wharf 26 Álvarez de la Campa	North yard	50,700	-	-	-	-	-	50,700
Id.	Depot	-	-	-	900	8	1	900
Id.	South yard	28,000	-	-	-	-	-	28,000
Id.	Warehouse yard	3,976	-	-	-	-	-	3,976
Id.	Inflammables area	1,500	-	-	-	-	-	1,500
Wharf 27 Lepant	Depot	-	-	-	4,800	7	1	4,800
Id.	Yard	15,785	-	-	-	-	-	15,785
TIR	TIR depots	-	-	-	24,000	8	1	24,000
Id.	TIR sheds	-	6,480	8	-	-	-	6,480
Id.	South yard	95,902	-	-	-	-	-	95,902
Id.	Warehouse yard	22,891	-	-	-	-	-	22,891
Wharf 28 Evaristo Fernández	Tr. yard	12,000	-	-	-	-	-	12,000
Wharf 29 Príncep d'Espanya	Sector A depot	-	-	-	3,750	8	1	3,750
Id.	Sector A yard	140,730	-	-	-	-	-	140,730

Wharf	Designation	Uncovered (m2)	Covered and open		Closed		Total area (m2)	
			Area (m2)	Height (m)	Ground-floor area (m2)	Height (m)		No. of floors
Id.	Sector B yard	147,781	-	-	-	-	-	147,781
Id.	T-1	-	-	-	10,800	8	1	10,800
Id.	T-2	-	-	-	10,800	8	1	10,800
Wharf 30 Dársena Sud	Yard	45,037	-	-	-	-	-	45,037
Id.	TD	-	-	-	2,000	6	1	2,000
Id.	Depot	-	-	-	3,600	8	1	3,600
Id.	Yard (automobiles)	135,162	-	-	-	-	-	135,162
Wharf 32 Inflamables	Yard (tanks)	463,774	-	-	-	-	-	463,774
Zona Sud	Yard (automobiles)	212,754	-	-	-	-	-	212,754
Zona Llobregat (ZAL)	Yard	263,979	-	-	-	-	-	263,979
<b>TOTAL SERVICE</b>		2,030,995			156,488			2,196,896
<b>PRIVATE</b>								
Wharf 23 Oest	OESA depot	-	-	-	3,620	8	1	3,620
Wharf 22 Contradic Est	Ergransa depot	-	-	-	-	-	-	-
<b>TOTAL PRIVATE</b>		-	-	-	6,460			6,460
<b>TOTAL SERVICE</b>								
<b>AND PRIVATE</b>		2,030,995			166,568			2,197,563

#### 2.4.2. Bonded storage facilities

Wharf	Designation	Uncovered (m2)	Covered and open		Closed		Total area (m2)	
			Area (m2)	Height (m)	Ground-floor area (m2)	Height (m)		No. of floors
Wharf 26 Álvarez de la Campa	Depots	-	-	-	45,000	-	-	45,000
Wharf 26 Álvarez de la Campa (Consorti de la Zona Franca)	Yards	17,173	-	-	-	-	-	17,173
<b>TOTAL</b>		17,173	-	-	45,000	-	-	62,173

## 2.5. Commercial and shipping facilities

### 2.5.1. Dry docks

Location	Owner	Length (m)	Width (m)	Draught with reference to port zero mark (m)	Year of construction
Dock basin	Unión Naval de Levante	215	35	8.5	1978

### 2.5.2. Floating docks

Owner	Length (m)	Width		Maximum draught		Upward force (tonnes)	Year of construction
		Exterior(m)	Interior(m)	Exterior(m)	Interior(m)		
Unión Naval de Levante	117.30	29.40	19.78	8.50	5.00	4,500	1975

### 2.5.3. Slipways

Location	Owner	No. of identical ramps	Length of ramp (m)	Width (m)	Gradient %	Draught at end (m)	Max. allowed vessel tonnage
Wharf 09 Varadero	A.P.B.*	1	225	9.00	4.4	6	300
		1	225	3.95	4.4	6	150

\*Awarded by call for bids to Marina Barcelona-92,S.A.

### 2.5.4. Shipyards

Location	Owner	No. of slipway	Area
Wharf 02 Llevant	Hélices y Suministros Navales,SL	None	1,052 m2
Wharf 02 Llevant	North Wind Yard,SL	Id.	6,520 m2
Wharf 03 Dic Flotant/05 Occidental/06 Catalunya	Unión Naval de Levante	Id.	31,295 m2
Wharf 08 Nou	Marina Barcelona-92,SA	Id.	25,288 m2

### 2.5.5. Refrigerated warehouses and ice factories

#### 2.5.5.1. Refrigerated warehouses

Type of installation	Location	Owner	Area	Storage capacity
Refrigerated warehouse	Wharf 19 Sant Bertran	Interfrisa	6,600 m2	72,000 m3
Fruit terminal	Wharf 20 Ponent	Terminal Port Nou, SA (BFT)	5,400 m2	23,040 m3

#### 2.5.5.2. Ice factories

Type of installation	Location	Owner	Area	Storage capacity
Ice factory	Wharf 11 Balears	Barcelona Fishermen's Guild	1,600 m2	296 m2

### 2.5.6. Fishing facilities

Type of facility	Location	Owner	Area
Fish market	Wharf 10 Pescadors	APB	1,500 m2
Net dryers	Wharf 10 Pescadors	Id.	1,200 m2
Buildings for fishing industry	Wharf 10 Pescadors	Id.	83 buildings
Id.	Wharf 11 Balears	Id.	50 buildings

### 2.5.7. Passenger terminals

Location	Owner	Traffic handled	Ground floor area (m2)	No. of floors	Total area (m2)
Wharf 01 Adossat	APB	International A	2,000	1	2,000
Wharf 01 Adossat	APB	International B	1,125	1	1,125
Wharf 18 Barcelona	Id.	Balearic Islands	850	2	1,700
Wharf 19 Sant Bertran	Trasmediterránea	International and Balearic Is.	1,500	1	1,500
Wharf 15B Espanya	APB	International	2,259	2	4,307

## 2.5.8. Official buildings

Location	Owner	User	Use	Area and characteristics
Wharf 01B Adossat	A.P.B.	Red Cross	Maritime rescue station	342-m2 building Rest of plot 1,563-m2
Wharf 17 Drassanes	Customs	Customs	Offices	4,840-m2 building
Wharf 17 Drassanes	A.P.B.	A.P.B.	Offices	1,060-m2 building
Wharf 14 Dipòsit	Universitat Politècnica de Catalunya	Navigation faculty	School	1,480-m2 building Rest of plot 2,085-m2
Wharf 19 Sant Bertran	A.P.B.	Archdiocese Barcelona	Maritime ministry	3-storey building (300-m2 per floor)
Wharf 08 Nou	Institut de Ciències del Mar	Institut de Ciències del Mar	Laboratory	2,560-m2 building
Wharf 15 Espanya	Universitat Politècnica de Catalunya	Navigation faculty	Jetty, gymnasium and school	500-m2 building Rest of plot 422-m2
Tram VI	A.P.B.	A.P.B.	A.S.T.A. building	17,000 m2
Tram VI	D.G.M.M.	D.G.M.M.	Harbour Master's office and Maritime traffic control	4,862 m2
Tram V	A.P.B.	Estibarna	Offices and contracting	1,400-m2 building Rest of plot 5,600 m2
Tram V	A.P.B.	A.P.B. / Civil Guard / Lessees	Offices	3,730-m2 building
Wharf 24 Sud	A.P.B.	Ministry of Agriculture	Veterinary inspection	-

## 2.5.9. Other commercial and public buildings and facilities

Location	Owner	User	Use	Area and characteristics
Wharf 32 Inflamables	Ecoimsa	Ecoimsa	Waste treatment	Plot: 5,123 m2
Wharf 26 Álvarez de la Campa	Compañía Valenciana de Cementos Portland, SA	Compañía Valenciana de Cementos Portland, SA	Cement silo	Capacity: 8,800 m3
Wharf 22 Contradic	Ergransa	Ergransa	Receiving station for grain and seeds	Silos with capacity for 145,000 m3
Wharf 22 Contradic	Portcemen, SA	Portcemen, SA	Silo for clinker and cement	Area: 10,594 m2 Capacity: 70,000 m3
Wharf 01B Adossat	Hispasilos, SA	Hispasilos, SA	Silo for cement	Area: 3,750 m2
Wharf 09 Escar	A.P.B.	A.P.B.	A.P.B. Pensioners / Naval League / Barcelona fes-te a la mar	Capacity: 18,000 m3
Wharf 16 Bosch i Alsina	A.P.B.	A.P.B.	First-aid centre	600-m2 building
Carrer Anselmo Clavé	A.P.B.	Port 2000	Headquarters Port 2000, offices	-
Wharf 15 Espanya	A.P.B.	Port 2000	Warehouse	-
Wharf 32 Inflamables	A.P.B.	Various	Laboratory and offices	-
Wharf 30 Dàrsena Sud	A.P.B.	Various	Offices	-
Wharf 30 Dàrsena Sud	A.P.B.	Various	Offices	-
Tram VI	A.P.B.	Damex	Offices	460 m2
	A.P.B.	Grúas JJ, SA	Offices	60 m2
Wharf 26 Álvarez de la Campa	A.P.B.	Sant Adrian, SA	Offices	89 m2
Wharf 26 Álvarez de la Campa	A.P.B.	Transbaleares	Offices	250 m2
Wharf 09 Escar	A.P.B.	-	Shop	108 m2
Wharf 22 Contradic	A.P.B.	Olestock	Warehouse, offices and toilets	60 m2

## 2.6. Ship supply facilities

Type of supply	Location	No. of intakes	Hourly capacity of each intake	Hourly wharf intake capacity	Supplier
Petrol and diesel	Wharf 16 Bosch i Alsina	2	2Tm	4Tm	CEPSA
Diesel (fishing)	Wharf 11 Balears	1	2Tm	2Tm	REPSOL
Diesel and fuel-oil	Entire port (tanker)	-	100/300m3	-	C.L.H.
Water	Wharf 31 Darsena Interior	8	30m3	125m3	A.P.B.
Id.	Wharf 30 Darsena Sud	26	30m3	125m3	Id.
Id.	Wharf 32 Inflamables	7	30m3	100m3	Id.
Id.	Wharf 29 Príncep d'Espanya	35	30m3	125m3	Id.
Id.	Wharf 28 Evaristo Fernández	4	30m3	150m3	Id.
Id.	Wharf 27 Lepant	9	30m3	125m3	Id.
Id.	Wharf 26 Álvarez de la Campa (North side)	4	30m3	125m3	Id.
Id.	Wharf 26 Álvarez de la Campa (South side)	12	30m3	125m3	Id.
Id.	Wharf 24 Sud (East side)	41	25m3	150m3	Id.
Id.	Wharf 24 Sud (North side)	14	25m3	150m3	Id.
Id.	Wharf 23 Oest	8	25m3	125m3	Id.
Id.	Wharf 22 Contradic S.	16	25m3	50m3	Id.
Id.	Wharf 22 Contradic E.	7	25m3	50m3	Id.
Id.	Wharf 22 Contradic N.	13	25m3	50m3	Id.
Id.	Wharf 21 Costa	11	25m3	70m3	Id.
Id.	Wharf 20 Ponent S.	15	25m3	70m3	Id.
Id.	Wharf 20 Ponent E.	8	25m3	70m3	Id.
Id.	Wharf 29 Ponent N.	15	25m3	70m3	Id.



Type of supply	Location	No. of intakes	Hourly capacity of each intake	Hourly wharf intake capacity	Supplier
Id.	Wharf 19 Sant Bertran	16	30m3	80m3	Id.
Id.	Wharf 18C Barcelona	16	30m3	90m3	Id.
Id.	Wharf 18B Barcelona	7	30m3	90m3	Id.
Id.	Wharf 18A Barcelona	18	30m3	90m3	Id.
Id.	Wharf 17 Drassanes	3	30m3	50m3	Id.
Id.	Wharf 16 Bosch i Alsina	15	28m3	75m3	Id.
Id.	Wharf 15A Espanya	7	25m3	75m3	Id.
Id.	Wharf 11 Balears (Breakwaters)	6	15m3	40m3	Id.
Id.	Wharf 02C Llevant	2	20m3	32m3	Id.
Id.	Wharf 02B Llevant	3	20m3	32m3	Id.
Id.	Wharf 02A Llevant	5	20m3	32m3	Id.
Id.	Wharf 01 Adossat	50	25m3	100m3	Id.
<b>TOTAL</b>		<b>404</b>			

## 2.7. Internal communication and land access

### 2.7.1. Internal communication

A 13-km ring road that connects the different wharves and storage areas in the entire Port of Barcelona. This road has two lanes in each direction throughout most of its length.

To the south of Ponent Wharf, all wharves have rail access, either with the RENFE gauge (1.668 m), the gauge of the Catalan regional railway (1m), or both. There are rail terminals for containers at Sud Wharf and Princep d'Espanya Wharf. RENFE provides a broad-based service: containers, general non-containerised cargo, solid bulk and chemical products. The Catalan regional railway caters for the flow of potash loaded in Barcelona.

The port's rail network is 23.85 km long; 14.15 km have the RENFE gauge, 5 km have the Catalan regional railway gauge and 4.7 km have both.

### 2.7.2. Overland access

Starting point	Diameter	Product	Destination
Berths 1 and 2	3Ø8"	Butane	Repsol-Butano,SA (Zona Franca)
Inflamables	2Ø4"	Propane	Repsol-Butano,SA (Zona Franca)
Methane vessel berths	1Ø90 mm	Natural gas	Derivados Azufre, SA (Zona Franca)
	1Ø200 mm	Natural gas	Consumption network
	4Ø150 mm	Propane and butane	Consumption network
	18"	Propane and butane	Connection with sea end of consumption network

### 2.7.3. By other means

(Not applicable)

## 2.8. Dockside cargo-handling equipment

### 2.8.1. Cranes

#### 2.8.1.1. Dock cranes

Location Wharf	Owner	No. and type	Make	Energy used	Characteristics			Output under normal operating conditions lifts/hour	Year of construction
					Strength (T)	Reach (m)	Height above B.M.V.E. (m)		
Adossat	A.P.B.	2 Gantry	Sener	(AC) 440 v.	6	18	22	35	1965
Id.	Id.	5 Id.	Macosa	(AC) 440 v.	12	25	22	25	1978
Id.	Saport-Mapor	2 Id.	Imenasa	(AC) 440 v.	28	25	22	30	1976
Llevant	A.P.B.	1 Id.	Macosa	(AC) 440 v.	6	20	21	28	1958
Sant Bertran	T. Port Nou	2 Id.	Sener	(AC) 440 v.	6	18	22	35	1965
Id.	Id.	2 Id.	Duro Felguera	(AC) 440 v.	12	25	22	30	1981
Id.	Id.	1 Id.	Bynsa	(AC) 440 v.	30	25	25	25	1982
Ponent N.	Id.	1 Id.	Bynsa	(AC) 440 v.	6	22	25	25	1982
Id.	Id.	1 Id.	Sener	(AC) 440 v.	6	18	22	35	1965
Ponent E.	Id.	1 Id.	Sener	(AC) 440 v.	6	18	22	35	1965

Location Wharf	Owner	No. and type	Make	Energy used	Characteristics			Output under normal operating conditions lifts/hour	Year of construction
					Strength (T)	Reach (m)	Height above B.M.V.E. (m)		
Id.	Id.	2 Id.	Bynsa	(AC) 440 v.	6	22	25	25	1982
Id.	T. Catalunya	1 Id.	Sener	(AC) 440 v.	6	18	22	35	1965
Ponent S.	Id.	1 Id.	Sener	(AC) 440 v.	6	18	22	35	1965
Id.	Id.	3 Id.	Bynsa	(AC) 440 v.	6	22	25	25	1982
Costa	Id.	1 Id.	Bynsa	(AC) 440 v.	30	25	25	25	1982
Id.	Id.	2 Id.	Macosa	(AC) 440 v.	12	25	22	25	1978
Id.	Id.	1 Id.	Duro Felguera	(AC) 440 v.	12	25	22	30	1981
Cont. Sud	A.P.B.	4 Id.	Macosa	(AC) 440 v.	16	35	23	30	1988
Oest	Id.	3 Id.	Duro Felguera	(AC) 440 v.	12	25	22	30	1981
Sud N.	T.C.B.	1 Bridge crane	B.W.	H.T. 6,000 v.	50	35	27	35	1982
Id.	Id.	1 Id.	Paceco	Id.	35	29	25	32	1990
Id.	Id.	1 Id.	Paceco	Id.	50	35	27	35	1996
Id.	Id.	2 Id.	Kone	Id.	50	47	33	35	1993
Id.	Id.	1 Id.	B.W.	Id.	50	35	27	35	1982
Id.	Id.	1 Id.	B.W.	Id.	50	35	27	35	1988
Álvarez C.	Est. Ponent	1 Id.	Paceco	Id.	33.5	35	24	30	1966
Id.	Id.	3 Gantry	Imenasa	(AC) 440 v.	28	25	22	30	1973
Id.	Trafisa	1 Id.	Imenasa	(AC) 440 v.	28	25	22	30	1973
Lepant	Est. Ponent	2 Id.	Imenasa	(AC) 440 v.	28	25	22	30	1973
Pr. d'Espanya	Sammer	2 Bridge cranes	B.W.	H.T. 6,000 v.	50	35	24	30	1972
Id.	Id.	1 Id.	Demag	Id.	40	35	27	35	1969
Id.	Id.	1 Id.	Peiner	Id.	40	35	27	35	1968
Dár. S. 2ª	A.P.B.	2 Gantry	Bynsa	Id.	6	22	25	25	1982
<b>TOTAL</b>		<b>56</b>							

### 2.8.1.2. Mobile cranes

Owner	No	Make	Energy used	Characteristics (tonnes)	Year of construction
Grúas J.J., S.A.	1	Liebherr	Diesel	70	1988
Grúas J.J., S.A.	1	Liebherr	Diesel	70	1991
Grúas J.J., S.A.	1	Liebherr	Diesel	60	1987
Grúas J.J., S.A.	1	Liebherr	Diesel	60	1989
Grúas J.J., S.A.	1	Liebherr	Diesel	50	-
Grúas J.J., S.A.	1	Liebherr	Diesel	45	1990
Grúas J.J., S.A.	1	Liebherr	Diesel	45	-
Grúas J.J., S.A.	1	Liebherr	Diesel	40	1988
Grúas J.J., S.A.	1	Luna	Diesel	35	1987
Grúas J.J., S.A.	1	Luna	Diesel	35	1992
Grúas J.J., S.A.	1	Liebherr	Diesel	25	1992
Grúas J.J., S.A.	1	Liebherr	Diesel	25	1992
Grúas J.J., S.A.	1	Liebherr	Diesel	25	1990
Grúas J.J., S.A.	1	Liebherr	Diesel	225	1990
Grúas J.J., S.A.	1	Liebherr	Diesel	130	1987
Grúas J.J., S.A.	1	Liebherr	Diesel	110	1989
Terminal Catalunya, S.A	1	Demag-Gotwald	-	60	-
Terminal Catalunya, S.A	1	-	Diesel	40	-
Terminal Catalunya, S.A	1	-	Diesel	35	-
Terminal Catalunya, S.A	1	-	Diesel	37	-
<b>TOTAL</b>	<b>20</b>				

### 2.8.1.3. Number of cranes. Summary.

Type	Service	Private	Total
Gantry			
Over 12 T	4	22	26
12 T	5	8	13
6 T	5	12	17
3 T	-	-	-
Others	-	-	-
<b>Total gantry</b>	<b>14</b>	<b>42</b>	<b>56</b>
Mobile cranes	-	20	20
Other cranes	-	-	-
<b>TOTAL</b>	<b>14</b>	<b>62</b>	<b>76</b>

### 2.8.2. Special loading and discharge facilities

Location	Owner	Characteristics	Area and capability	Year of construction
Wharf 32 Inflamables	Enagas	Discharge and storage of liquefied gases	156,000 m2 200,000 m3	1969
Wharf 32 Inflamables	Relisa	Liquid bulk tanks	17,970 m2 98,476 m3	1975
Wharf 32 Inflamables	Terminales Portuarias	Liquid bulk tanks	130,154 m2 197,657 m3	1973-1980
Wharf 32 Inflamables	Terminales Portuarias	Liquid bulk tanks	32,986 m2 29,829 m3	1975
Wharf 32 Inflamables	Capesa	Liquid bulk tanks	79,330 m2 169,610 m3	1992
Wharf 26 Álvarez de la Campa	Cía. Valenciana de Cementos	Silos for cement	1,276 m2 8,800 m3	1969
Wharf 26 Álvarez de la Campa	Cargill España	Soya bean milling plant	38,123 m2	1979
Wharf 23 Oest	Moyresa	Soya bean milling plant	31,790 m2	1979-1981
Wharf 22 Contradic (S)	Sadesa	Liquid bulk tanks	6,278 m2 42,904 m3	1963
Wharf 22 Contradic (S)	Loiret & Haëntjens España, S.A.	Liquid bulk tanks	2,952 m2 4,520 m3	1991
Wharf 22 Contradic (S)	Moyresa	Liquid bulk tanks	5,395 m2 12,305 m3	1966
Wharf 22 Contradic (S)	Portcemen	Silos for cement and clinker	10,419 m2 70,000 m3	1975
Wharf 22 Contradic (E)	Ergransa	Grain and seed receiving station	10,876 m2 171,670 m3	1963-1980
Wharf 22 Contradic (N)	Tramer	Potash loading facility	7,499 m2	1941
Wharf 22 Contradic (N)	Tramer	Potash loading facility	3,048 m2	1935
Wharf 22 Contradic (N)	Tramer	Potash loading facility	2,200 m2	1969
Wharf 19 Sant Bertran	Demagrisa	Liquid bulk tanks	4,141 m2 16,872.39 m3	1966
Wharf 19 Sant Bertran	Proas	Liquid bulk tanks	3,809 m2 9,673 m3	1962
Wharf 02 Llevant	Laxport	Cement depot-silo	2,073 m2 8,000 m3	1990
Wharf 01 B Adossat	Hispasilos	Cement depot-silo	3,570 m2 18,000 m3	1991

### 2.8.3. Mobile rail material

Location	Owner	Characteristics	Power	Year of construction
Wharf 24 Sud	RENFE	Manoeuvring locotractor	234 HP	1997

## 2.8.4. Auxiliary loading, discharge and transport material

Type of Material	Owner	No.	Make	Energy used	Characteristics
Weighbridges	Capesa	2	Magriña	Diesel	60 Tonnes
Fork-lift trucks	Capesa	1	Nissan	Diesel	2 Tonnes
Buckets	Coma y Ribas, S.L.	1	Omega	-	4 m3
Buckets	Coma y Ribas, S.L.	3	Viana	-	6.5 m3
Buckets	Coma y Ribas, S.L.	1	Mecca	-	7 m3
Buckets	Coma y Ribas, S.L.	3	Mecca	-	9.5 m3
Loaders	Coma y Ribas, S.L.	1	M. Ferguson	Diesel	3 Tonnes
Trailers	Coma y Ribas, S.L.	8	-	-	-
Hoppers	Coma y Ribas, S.L.	2	-	-	35 m3
Fork-lift trucks	Coma, Juan	3	Fenwich	Diesel	3.5 Tonnes
Fork-lift trucks	Coma, Juan	1	-	Diesel	6 Tonnes
Fork-lift trucks	Compañía Trasmediterránea, S.A.	3	Fenwich	Diesel	3.5 Tonnes
Fork-lift trucks	Compañía Trasmediterránea, S.A.	1	Hyster	Diesel	5 Tonnes
Fork-lift trucks	Compañía Trasmediterránea, S.A.	1	Hyster	Diesel	6 Tonnes
Mafis	Compañía Trasmediterránea, S.A.	6	Dta. Douglas	Diesel	45 Tonnes
Loaders	Construcciones Espada, S.A.	1	-	Diesel	80 H.P.
Weighbridges	Demagrisa	1	Ariso	-	60 Tonnes
Fork-lift trucks	Enagas, S.A.	1	Still	Electricity	1.5 Tonnes
Weighbridges	Ergransa, S.A.	1	Mettler Toledo	Electricity	60 Tonnes
Loaders	Ergransa, S.A.	3	Bobcat Clark	Diesel	1,679 Kg
Fork-lift trucks	Ership, S.A.	1	-	Diesel	-
Conveyor belts	Ership, S.A.	1	-	Electricity	20 m.
Buckets	Ership, S.A.	1	-	-	10 m3
Buckets	Ership, S.A.	2	-	-	2.8 m3
Buckets	Ership, S.A.	2	-	-	6 m3
Loaders	Ership, S.A.	1	-	Diesel	-
Fork-lift trucks	Estibadora de Ponent, S.A.	1	Hyster 150	Diesel	12 Tonnes
Fork-lift trucks	Estibadora de Ponent, S.A.	2	Hyster 620	Diesel	25 Tonnes
Fork-lift trucks	Estibadora de Ponent, S.A.	2	Hyster 620	Diesel	25 Tonnes
Fork-lift trucks	Estibadora de Ponent, S.A.	1	Caterpillar 925	Diesel	40 Tonnes
Fork-lift trucks	Estibadora de Ponent, S.A.	1	Hyster 920	Diesel	40 Tonnes
Fork-lift trucks	Estibadora de Ponent, S.A.	1	Caterpillar 900	Diesel	40 Tonnes
Fork-lift trucks	Estibadora de Ponent, S.A.	1	Hyster 44	Diesel	40 Tonnes
Fork-lift trucks	Estibadora de Ponent, S.A.	1	Hyster 800	Diesel	40 Tonnes
Fork-lift trucks	Estibadora de Ponent, S.A.	1	Hyster 25	Diesel	5 Tonnes
Fork-lift trucks	Estibadora de Ponent, S.A.	2	Hyster 250	Diesel	7 Tonnes
Mafis	Estibadora de Ponent, S.A.	2	Douglas	Diesel	170 H.P.
Mafis	Estibadora de Ponent, S.A.	3	Terber	Diesel	170 H.P.
Mafis	Estibadora de Ponent, S.A.	4	Sisus	Diesel	170 H.P.
Platforms	Estibadora de Ponent, S.A.	10	-	-	12 m.
Platforms	Estibadora de Ponent, S.A.	10	-	-	9 m.
Tractors	Estibadora de Ponent, S.A.	9	-	Diesel	-
Fork-lift trucks	Ginés Guirao, S.L.	1	Caterpillar 950-B	Diesel	130 kW
Fork-lift trucks	Ginés Guirao, S.L.	1	ITF . 28	Diesel	133 kW
Fork-lift trucks	Ginés Guirao, S.L.	1	Caterpillar 966-C	Diesel	135 kW
Fork-lift trucks	Ginés Guirao, S.L.	1	Dresser-530	Diesel	135 kW
Fork-lift trucks	Ginés Guirao, S.L.	1	Caterpillar 966-D	Diesel	175 kW
Fork-lift trucks	Ginés Guirao, S.L.	1	Dresser-545	Diesel	184 kW
Fork-lift trucks	Ginés Guirao, S.L.	1	Bobcat-974	Diesel	60 kW
Fork-lift trucks	Ginés Guirao, S.L.	1	Caterpillar 950-A	Diesel	90 kW
Tank tractors	Ginés Guirao, S.L.	1	John-Deere	Diesel	60 kW
Tractor cranes	Grúas J.J., S.A.	1	Liebherr	Diesel	110 Tonnes
Tractor cranes	Grúas J.J., S.A.	1	Liebherr	Diesel	130 Tonnes
Tractor cranes	Grúas J.J., S.A.	1	Liebherr	Diesel	225 Tonnes
Tractor cranes	Grúas J.J., S.A.	3	Liebherr	Diesel	25 Tonnes
Tractor cranes	Grúas J.J., S.A.	2	Luna	Diesel	35 Tonnes
Tractor cranes	Grúas J.J., S.A.	1	Liebherr	Diesel	40 Tonnes
Tractor cranes	Grúas J.J., S.A.	2	Liebherr	Diesel	45 Tonnes
Tractor cranes	Grúas J.J., S.A.	1	Liebherr	Diesel	50 Tonnes
Tractor cranes	Grúas J.J., S.A.	2	Liebherr	Diesel	60 Tonnes
Tractor cranes	Grúas J.J., S.A.	2	Liebherr	Diesel	70 Tonnes
Fork-lift trucks	Internacional Frigorífica, S.A.	3	Linde	Electricity	1.5 Tonnes
Conveyor belts	Internacional Frigorífica, S.A.	2	Proconsa	Electricity	10 m. 6 m.
Fork-lift trucks	José Llinas e Hijos, S.L.	5	NISSAN	Electricity	1.5 Tonnes
Fork-lift trucks	José Llinas e Hijos, S.L.	2	TOYOTA	Electricity	1.5 Tonnes
Fork-lift trucks	José Llinas e Hijos, S.L.	15	NISSAN	Diesel	1.5 Tonnes
Fork-lift trucks	José Llinas e Hijos, S.L.	1	TOYOTA	Diesel	1.5 Tonnes
Fork-lift trucks	José Llinas e Hijos, S.L.	3	BT	Electricity	1.5 Tonnes
Fork-lift trucks	José Llinas e Hijos, S.L.	1	NYK	Electricity	1.5 Tonnes
Fork-lift trucks	José Llinas e Hijos, S.L.	4	NISSAN	Diesel	2 Tonnes
Fork-lift trucks	José Llinas e Hijos, S.L.	3	SAMSUNG	Diesel	2 Tonnes
Fork-lift trucks	José Llinas e Hijos, S.L.	1	NISSAN	Petrol	2.5 Tonnes
Fork-lift trucks	José Llinas e Hijos, S.L.	8	NISSAN	Diesel	2.5 Tonnes
Fork-lift trucks	José Llinas e Hijos, S.L.	1	RIBA BOSS	Diesel	2.5 Tonnes

Type of Material	Owner	No.	Make	Energy used	Characteristics
Fork-lift trucks	José Llinas e Hijos, S.L.	1	SAMSUNG	Diesel	2.5 Tonnes
Fork-lift trucks	José Llinas e Hijos, S.L.	1	CAT	Diesel	24 Tonnes
Fork-lift trucks	José Llinas e Hijos, S.L.	2	TOYOTA	Diesel	4 Tonnes
Fork-lift trucks	José Llinas e Hijos, S.L.	3	NISSAN	Diesel	4 Tonnes
Fork-lift trucks	José Llinas e Hijos, S.L.	2	CAT	Diesel	4 Tonnes
Fork-lift trucks	José Llinas e Hijos, S.L.	1	NISSAN	Diesel	5 Tonnes
Trailers	José Llinas e Hijos, S.L.	4	GONTRAILER	Diesel	30 Tonnes
Trailers	José Llinas e Hijos, S.L.	1	FRUEHAUF	-	35 Tonnes
Tractors	José Llinas e Hijos, S.L.	1	PEGASO	Diesel	40 Tonnes
Tractors	José Llinas e Hijos, S.L.	1	IVECO	Diesel	40 Tonnes
Tractors	José Llinas e Hijos, S.L.	3	POLARIS	Petrol	1 Tonne
Pallet trucks	José Llinas e Hijos, S.L.	2	BT	Electricity	2 Tonnes
Fork-lift trucks	Loiret & Haëntjens España, S.A.	1	HYSTER	Electricity	1.5 Tonnes
Water trailers	Loiret & Haëntjens España, S.A.	2	B.S.L.	-	21 m3
Water trailers	Loiret & Haëntjens España, S.A.	1	B.S.L.	-	24 m3
Loaders	Portcemen, S.A.	1	JCB 416	Diesel	5.4 Tonnes
Weighbridges	Productos Asfálticos, S.A.	1	Epel, S.A.	Electricity	60 Tonnes
Fork-lift trucks	Productos Asfálticos, S.A.	1	Komatsu	Diesel	1.5 Tonnes
Weighbridges	Sadesa	1	Ariso	Electronic	60 Tonnes
Fork-lift trucks	Sadesa	1	Caterpillar	Diesel	37 kW
Trailers	Sadesa	2	-	-	-
Fork-lift trucks	Sammer	4	-	Diesel	12 Tonnes
Fork-lift trucks	Sammer	1	-	Diesel	27 Tonnes
Fork-lift trucks	Sammer	2	-	Diesel	28 Tonnes
Fork-lift trucks	Sammer	5	-	Diesel	3 Tonnes
Fork-lift trucks	Sammer	1	-	Diesel	30 Tonnes
Fork-lift trucks	Sammer	2	-	Diesel	37 Tonnes
Fork-lift trucks	Sammer	2	-	Diesel	40 Tonnes
Fork-lift trucks	Sammer	7	-	Diesel	6 Tonnes
Mafis	Sammer	3	-	Diesel	-
Loaders	Sammer	2	-	Diesel	3 m3
Fork-lift trucks	Saport-Mapor, S.A.	3	Hyster H 1400 XL	Diesel	16 Tonnes
Fork-lift trucks	Saport-Mapor, S.A.	1	Caterpillar AH60	Diesel	25 Tonnes
Fork-lift trucks	Saport-Mapor, S.A.	1	Clark 550	Diesel	27 Tonnes
Fork-lift trucks	Saport-Mapor, S.A.	1	Luna TH 28 R	Diesel	28 Tonnes
Fork-lift trucks	Saport-Mapor, S.A.	12	Hyster 300 y 400 XL	Diesel	3 and 4 Tonnes
Fork-lift trucks	Saport-Mapor, S.A.	1	Luna TH 32 N	Diesel	32 Tonnes
Fork-lift trucks	Saport-Mapor, S.A.	2	Toyota 023 FD 35	Diesel	4 Tonnes
Fork-lift trucks	Saport-Mapor, S.A.	1	Kalmar	-	42 Tonnes
Fork-lift trucks	Saport-Mapor, S.A.	1	Luna TH 42 R	Diesel	42 Tonnes
Fork-lift trucks	Saport-Mapor, S.A.	1	Hyster H400 C	Diesel	42 Tonnes
Fork-lift trucks	Saport-Mapor, S.A.	2	Hyster H 80	Diesel	6 Tonnes
Fork-lift trucks	Saport-Mapor, S.A.	2	Nissan	Diesel	7.5 Tonnes
Fork-lift trucks	Saport-Mapor, S.A.	4	Tug Master	Diesel	VARIOUS
Trucks	T.C.B., S.A.	5	Pegaso	Diesel	-
Fork-lift trucks	T.C.B., S.A.	8	Hyster	Diesel	1.5 Tonnes
Fork-lift trucks	T.C.B., S.A.	1	Hyster	Diesel	11.5 Tonnes
Fork-lift trucks	T.C.B., S.A.	2	Fenwick	Diesel	17 Tonnes
Fork-lift trucks	T.C.B., S.A.	8	Caterpillar	Diesel	2.5 Tonnes
Fork-lift trucks	T.C.B., S.A.	2	Hyster	Diesel	25 Tonnes
Fork-lift trucks	T.C.B., S.A.	4	Caterpillar	Diesel	3 Tonnes
Fork-lift trucks	T.C.B., S.A.	1	Caterpillar	Diesel	4 Tonnes
Fork-lift trucks	T.C.B., S.A.	3	Luna	Diesel	40 Tonnes
Fork-lift trucks	T.C.B., S.A.	3	Hyster	Diesel	6 Tonnes
Cranes	T.C.B., S.A.	7	Bbw-Paceco_Kone	-	-
Platforms	T.C.B., S.A.	6	Fruehauf	-	-
Vancarriers	T.C.B., S.A.	34	Valmet-Sisu	-	-
Fork-lift trucks	Terminal Catalunya, S.A.	1	Hyster	Diesel	1.5 Tonnes
Fork-lift trucks	Terminal Catalunya, S.A.	2	Toyota	Diesel	1.5 Tonnes
Fork-lift trucks	Terminal Catalunya, S.A.	1	Kalmar 16.200	Diesel	16 Tonnes
Fork-lift trucks	Terminal Catalunya, S.A.	1	Hyster H1600XL	Diesel	16 Tonnes
Fork-lift trucks	Terminal Catalunya, S.A.	6	Caterpillar V330	Diesel	16 Tonnes
Fork-lift trucks	Terminal Catalunya, S.A.	6	Hyster H250 XL	Diesel	2.5 Tonnes
Fork-lift trucks	Terminal Catalunya, S.A.	1	Kalmar L30D	Diesel	28 Tonnes
Fork-lift trucks	Terminal Catalunya, S.A.	2	Hyster H2800	Diesel	28 Tonnes
Fork-lift trucks	Terminal Catalunya, S.A.	2	Boss G2812	Diesel	28 Tonnes
Fork-lift trucks	Terminal Catalunya, S.A.	1	Caterpillar V800	Diesel	30 Tonnes
Fork-lift trucks	Terminal Catalunya, S.A.	1	Hyster 44.0016 CH	Diesel	32 Tonnes
Fork-lift trucks	Terminal Catalunya, S.A.	3	Caterpillar V925	Diesel	32 Tonnes
Fork-lift trucks	Terminal Catalunya, S.A.	1	Luna TH42	Diesel	36 Tonnes
Fork-lift trucks	Terminal Catalunya, S.A.	12	Hyster H400 XL	Diesel	4 Tonnes
Fork-lift trucks	Terminal Catalunya, S.A.	2	Caterpillar V155	Diesel	7 Tonnes
Fork-lift trucks	Terminal Catalunya, S.A.	3	Hyster H150F	Diesel	7 Tonnes
Fork-lift trucks	Terminal Catalunya, S.A.	5	Hyster H700XL	Diesel	7 Tonnes
Fork-lift trucks	Terminal Catalunya, S.A.	1	Caterpillar V-620	-	-
Excavators	Terminal Catalunya, S.A.	1	Caterpillar 926F	Diesel	3 Tonnes

Type of Material	Owner	No.	Make	Energy used	Characteristics
Excavators	Terminal Catalunya, S.A.	1	Caterpillar 936F	Diesel	5 Tonnes
Excavators	Terminal Catalunya, S.A.	1	Caterpillar 950F	Diesel	6 Tonnes
Excavators	Terminal Catalunya, S.A.	1	Caterpillar 966F	Diesel	8 Tonnes
Excavators	Terminal Catalunya, S.A.	1	Caterpillar 980F	Diesel	9 Tonnes
Cranes	Terminal Catalunya, S.A.	1	Demag-Gotwald	-	60 Tonnes
Mafis	Terminal Catalunya, S.A.	4	-	Diesel	36 Tonnes
Mafis	Terminal Catalunya, S.A.	8	KALMAR TB-3042	-	36 Tonnes
Mafis	Terminal Catalunya, S.A.	8	TERBERG TT	-	36 Tonnes
Fork-lift trucks	Terminal Port-Nou, S.A	6	Fiat TSX-20	Electricity	2 Tonnes
Fork-lift trucks	Terminal Port-Nou, S.A	3	Fiat E15 N	Diesel	2 Tonnes
Fork-lift trucks	Terminal Port-Nou, S.A	1	Kalmar	Diesel	29 Tonnes
Fork-lift trucks	Terminal Port-Nou, S.A	12	Fiat DI 30 CH	Diesel	3 Tonnes
Fork-lift trucks	Terminal Port-Nou, S.A	4	Fiat DI 40 C	Diesel	4 Tonnes
Fork-lift trucks	Terminal Port-Nou, S.A	2	Kalmar	Diesel	41 Tonnes
Fork-lift trucks	Terminal Port-Nou, S.A	1	Hyster	Diesel	6 Tonnes
Pallet trucks	Terminal Port-Nou, S.A	3	Fiat Pimesco	Electricity	2 Tonnes
Pallet trucks	Terminal Port-Nou, S.A	3	Fiat Pimesco	Electricity	3 Tonnes
Fork-lift trucks	Terminales Portuarias, S.A.	1	-	Diesel	2.5 Tonnes
Weighbridges	Terminales Portuarias, S.A.(T-2)	1	Bam-Eergio	Mechanical	250 Kg
Weighbridges	Terminales Portuarias, S.A.(T-2)	1	Bam-Eergio	Mechanical	350 Kg
Weighbridges	Terminales Portuarias, S.A.(T-2)	1	Cely	Mechanical	400 Kg
Weighbridges	Terminales Portuarias, S.A.(T-2)	1	Bam-Eergio	Mechanical	50 Kg
Weighbridges	Terminales Portuarias, S.A.(T-2)	2	Ariso	Mechanical	500 Kg
Weighbridges	Terminales Portuarias, S.A.(T-2)	2	Pibernat-Epelsa	Electricity	60 Tonnes
Fork-lift trucks	Terminales Portuarias, S.A.(T-2)	2	Still	Diesel	37 kW
Fork-lift trucks	Terminales Portuarias, S.A.(T-2)	1	Still	Electricity	4.5 kW
Weighbridges	Tráfico Mercancías, S.A.	2	Schenck	On belt	1,000 Ton./H.P.
Weighbridges	Tráfico Mercancías, S.A.	1	Casals	-	80 Tonnes
Conveyor belts	Tráfico Mercancías, S.A.	25	-	Electricity	1,300 m.
Fork-lift trucks	Trans-Balear, S.A.	3	-	Diesel	12 Tonnes
Weighbridges	Cía. Valenciana de Cementos, S.A.	1	-	Electricity	-
Hoppers	Cía. Valenciana de Cementos, S.A.	2	-	Electricity	-
Fork-lift trucks	Van Ommeren Tank Term. BCN	1	Fiat	Diesel	3.5 Tonnes

## 2.9. Floating material

### 2.9.1. Dredgers

(None)

### 2.9.2. Tugboats

Name	Owner	Energy used	Power H.P.	Length (m)	Width (m)	Depth (m)	Year of construction
Montcabrer	Remolcad. de Barcelona,S.A.	Diesel	1,650	26.40	7.50	3.10	1988
Montfalcó	Id.	Id.	1,650	26.40	7.50	3.10	1989
Montnegre	Id.	Id.	1,650	26.40	7.50	3.10	1989
Montornés	Id.	Id.	2,750	28.90	8.70	4.80	1992
Montroig	Id.	Id.	1,650	26.40	7.50	3.10	1989
Montgat	Id.	Id.	2,750	28.90	8.70	4.80	1993
Montjoi	Id.	Id.	3,600	27.00	9.70	3.90	1995
A. Gaudí	S.A. de Remolcadores	Id.	1,890	31.00	8.50	4.40	1975
Joan Miró	Id.	Id.	2,750	28.90	8.70	4.80	1992
Josep Pla	Id.	Id.	1,650	27.00	7.50	3.10	1988
Pompeu Fabra	Id.	Id.	1,650	27.00	7.50	3.10	1987
Joaquim Ruira	Id.	Id.	3,600	27.00	9.70	3.90	1995

### 2.9.3. Sludge lighters, lighters and barges

(None)

### 2.9.4. Floating cranes

(None)

### 2.9.5. Other auxiliary service means

Name	Owner	Characteristics	Year of construction
Poseidón	APB	Floating waste collector	1967
Aljibe no. 1	id.	Cistern vessel	1968
Neptuno	id.	Floating waste collector	1980
Pedro de Alvarado	id.	Authorities and visitors and miscellaneous services	1964
Ter	id.	Sounding and miscellaneous services	1980
Porta d'Aigua	id.	Authorities and visitors	1992
Chibli	SPRA, S.A.	Auxiliary antipollution and fire-fighting service launch	1975
Caperol	id.	Auxiliary service launch	1976
Lucaya III	id.	Staff-transport launch	1962
Lucaya IV	id.	Staff-transport launch	1992
La Restinga	id.	Launch for hydrographic works	1992
Laspas-179	id.	Transport barge	1967

## 2.10. Brief description of installations for specific traffic

### Container and general cargo terminals

The Public Container Terminal is located on Sud Wharf and is leased to TCB S.A. At present, it covers an area of 50 hectares and has two berthing lines, one on the northern side with a length of 360 m and a draught of 12 m and the other on the eastern side with a length of 1,000 m and a draught of up to 16 m. The terminal has 7 container cranes, two of which are Post-Panamax cranes.

Another facility for container traffic is leased to the company Estibadora de Ponent, S.A., located on Álvarez de la Campa Wharf (30,218 m<sup>2</sup>) and Lepant Wharf, berths 2 and 3 (38,806 m<sup>2</sup>). It has 870 m of berthing line and three Ro-Ro berths with draughts of between 6.5 and 11.8 m. This facility has five 28-T gantry cranes and a 33.5-T container crane. Also on Álvarez de la Campa Wharf, Trafisa has a lease for container traffic with an area of 15,866 m<sup>2</sup> and 2,484.2 m<sup>2</sup> of depots, with a 150-m berthing line, a draught of 11.8 m and a 28-T gantry crane. Trasmediterránea leases a facility with a total area of 17,350 m<sup>2</sup> for container handling with 3 Ro-Ro berths and draughts of 7.8 m.

At 29 Príncipe d'Espanya Wharf, 01 Adossat Wharf, 20 Ponent Wharf, 19 Sant Bertran Wharf and 21 Costa Wharf there are three multipurpose general cargo terminals, Saport-Mapor, Terminal Port Nou and Terminal Catalunya. They occupy an area of 19.5 hectares, with a draught of up to 11 m and a 3,300-m berthing line. They also have 8 Ro-Ro ramps and 54,000 m<sup>2</sup> of covered warehouses.

The multipurpose Terminal Catalunya is located at 29 Príncipe d'Espanya Wharf with an area of 12.2 hectares, a 1,096 m berthing line and draughts of between 8.7 and 14 m. The terminal has one Ro-Ro ramp and 3,500 m<sup>2</sup> of covered warehouses.

### Vehicle terminals

At 30 Dàrsena Sud Wharf and 31 Dàrsena Interior Wharf the Autoterminal is located, occupying an area of 33.6 hectares with a capacity for 31,500 vehicles (21,500 outdoor and 10,000 indoor spaces). It has a 540 m berthing line and a maximum draught of 12 m. It has also a 127,000 m<sup>2</sup> vertical parking garage with 10,000 parking spaces, a vehicle-personalisation centre and two protection-removing tunnels.

Setram is located at 30 Dàrsena Sud Wharf and 31 Dàrsena Interior Wharf with an area of 9 hectares and a 540 m berthing line with a draught up to 12 m.

### Terminal receiving bulk grain and seeds

The Ergransa terminal is located at 22B Contradic Est Wharf and specialised in receiving bulk grain and seeds. It has a maximum storage capacity of 145,000 T in multicellular silos. The terminal's pneumatic-discharge operating capacity is 900 T/h.

### Terminals receiving soya beans

The two terminals specialised in soya bean traffic are located at 26B Álvarez de la Campa Wharf and 22B Contradic Sud Wharf: Cargill and Moyresa. They have milling plants with a capacity of 1,000,000 T.

### Terminal for receiving and loading bulk cement

At 22C Contradic Wharf, 02A Llevant Wharf and 26B Álvarez de la Campa Wharf and Tram VII the cement terminals Hispasilos, Cía. Valenciana de Cementos, Portcemen and Transcondal are located. Three of them are import terminals and one is an export terminal. They have silo capacity for 104,800 T.

### Molasses terminal

Loiret & Haëntjens Esp, the terminal specialised in molasses traffic, is located at 22C Contradic Wharf.

### Terminal for loading potash

At Moll 22A Contradic Nord Wharf, Tramer is located, the terminal devoted to loading potash. It has a maximum storage capacity of 80,000 T and has two gantry loading cranes operating between 400 and 700 T/hour.

### Terminals for discharge, loading and storage of liquefied gas and liquids

The following terminals operate in the Port de Barcelona in this traffic segment: Enagas (natural gas), Relisa (oily liquids), Tepsa 1/ Tepsa 2 (liquid chemicals), Terquimsa (liquid chemicals), Capesa (refined petroleum), CLH (refined petroleum), Ecoimsa (oily waste), Sadesa, Productos Asfálticos, SA and Demagrisa. These terminals are located at 32 Inflamables Wharf, 19 Sant Bertran Wharf, 22 Contradic Wharf and Tram IV covering an area of 65.6 hectares with a berthing line of 1,190 m (exclusive) and a draught of 12 m. Total storage capacity is 1,205,000 m<sup>3</sup>.

### Fruit terminal

Barcelona Fruit Terminal, located at 20 Ponent Wharf, has 6,000 m<sup>2</sup> of refrigerated warehouse space in three rooms with independent temperature control. Simultaneous storage for up to 6,000 pallets. Bar-code computerised control system.

### Coffee and cocoa terminal

BITSA is located at 26 Álvarez de la Campa Wharf. This terminal has an area of 11,000 m<sup>2</sup>, coffee and cocoa storage capacity for 14,000 T and a coffee silo in the design stage. The terminal is in the free zone and is the only terminal on the western Mediterranean homologated by L.I.F.F.E. (London International Financial Future and Options Exchange) for coffee delivery and auctioning.



**Forest products Terminal**

At 20 Ponent Wharf, the Terpacel terminal handles and stores paper rolls and paste, cellulose, cardboard, timber and wood in general.

**Non-ferrous metals terminal**

The non-ferrous metals terminal, Barcelona Metals, is located at 20 Ponent Wharf. It handles, stores and distributes aluminium and aluminium alloys, copper, nickel, lead, tin and zinc. Homologated by the London Metals Exchange (L.M.E.).

**Refrigerated warehouse**

Interfrisa is located at 19 Sant Bertran Wharf, with a refrigerated warehouse for storing perishable goods, freezer-room capacity of 75,000 m<sup>3</sup> and a freezing tunnel. Homologated for intracommunity storage.



### **3. Authorised private-sector construction work and activities**

Although the land itself is owned by the public sector, most of it is leased out through a number of legal deeds to private companies which render port services. This chapter first contains a list of all the spaces, organised by wharf, which were leased out to private companies before the onset of 1997, with specific details as to size, functional use, the date on which authorisation was granted and the fee paid to the Autoritat Portuària de Barcelona. Following that there is a list of all the construction work and activities authorised in 1997.

### 3.1. Authorised before 1997 and currently in force

No.	Designation	Area (m2)	Date of authorisation	Holder	Fee Ptas./m2/yr	Annual amount ptas.
<b>DIC DE L'EST</b>						
1	Controlled rod-fishing area	97.50	APB 30-May-94	SDAD. PESCADORES DEP. DE MAR	1,942.00	189,345
2	Site for bar	1,500.00	O.M. 22-May-70	M <sup>a</sup> . TERESA OLLÉ	1,446.00	2,169,000
3	Site for breaking and silo	13,724.00	PAB 26-Jul-82	HISPASILOS, S.A.	878.00	12,049,672
4	Site	3,021.00	APB 4-Sept-95	UNIVERSITAT DE BARCELONA	663.00	2,002,923
<b>ADOSSAT</b>						
5	Multipurpose terminal:					
	Yard	24,522.00	PAB 28-Jan-91	SAPORT-MAPOR, S.A.	632.00	15,497,904
	Depot	15,600.00			1,157.00	18,049,200
	Office	480.00			6,792.00	3,260,160
	Workshop	490.00			1,810.00	886,900
<b>LLEVANT</b>						
6	Depot no. 2 for silo	2,073.00	PAB 12-Jun-90	LAXPORT, S.A.	-	19,456,438.00
7	Depot	1,052.00	PAB 27-May-91	HÉLICES Y SUMINISTROS NAVALES, S.L.	3,797.00	3,994,444
8	Part of depot for workshop	462.00	PAB 27-May-91	JOSÉ M <sup>a</sup> . VIDRI MOIX	1,188.00	548,856
<b>ORIENTAL</b>						
9	Site for bar-restaurant	168.00	O.M. 24-Sep-64	HERMINIA OLLÉ ROCA	2,369.00	397,992
<b>CATALUNYA AND OCCIDENTAL</b>						
10	Vessel repairing area and facilities	31,013.00	O.M. 30-Oct-72	UNIÓ NAVAL DE LEVANTE, S.A.	-	26,952,096
<b>NOU</b>						
11	Central lab. building for scientific research	2,560.00	O.M. 29-Mar-55	INST. INVES. PESQUERAS	no fee	-
12	Sea water intake pipes	57.00l.m.	O.M. 24-Feb-59	INST. INVES. PESQUERAS	5.00	285
13	Building and facilities	13,704.00	O.M. 20-Feb-67	CLUB NATACIÓ BARCELONA	398.00	5,454,192
14	Vessel repair technical area	25,288.00	PAB 30-Oct-89	MARINA BARCELONA 92, S.A.	1,188.00	30,042,144
15	Vessel-painting building	2,094.20	APB 25-Apr-94	MARINA BARCELONA 92, S.A.	339.00	709,934
16	Centre de Treballs del Mar	2,500.00	PAB 28-Jan-91	BARCELONA, FES-TE A LA MAR	no fee	-
17	Municipal sports complex	8,900.00	PAB 2-Apr-91	AJUNTAMENT DE BARCELONA	no fee	-
<b>BALEARS</b>						
18	Fuel supply to fishing vessels	101.00	APB 15-Feb-95	REPSOL CIAL. PROD. PETROLÍFEROS,S.A.	-	226,553
<b>RELOTGE</b>						
19	Marina	1,114.30	PAB 05-Nov-90	MARINA PORT-VELL, S.A.	2,105.00	2,345,602
	Support building	742.77			2,105.00	1,563,531
20	Two areas in support building	2,471.74	APB 15-Feb-95	CONSORCI EL FAR	no fee	-
<b>BARCELONETA</b>						
21	Passeig Joan de Borbó parking garage	14,678.00	PAB 30-Oct-89	EST. SUBTERRÀNEOS, S.A.	12% of takings	-
<b>DIPÒSIT</b>						
22	Building for jetty and gymnasium	3,565.00	R.O. 27-Apr-29	FACULTAD DE NÀUTICA	no fee	-
23	Building	295.00	O.M. 29-Apr-67	COL. OF. PES. Y MED. PÚBLICOS	1,566.00	461,970
24	Part of "Palau de Mar" building	15,594.00	PAB 30-Oct-89	PÓRTICO DE MAR, S.A.	2,998.00	46,750,812
25	Palau de Mar (Museu d'Història)	10,006.00	APB 30-Mar-95	GENERALITAT DE CATALUNYA	30.00	300,180
<b>ESPANYA</b>						
26	Sports buildings and facilities	3,132.00	O.M. 30-Oct-68	REAL CLUB MARÍTIMO	663.00	2,076,516
27	Sports buildings and facilities	1,780.00	O.M. 30-Oct-68	REAL CLUB NÀUTICO	663.00	1,180,140
28	"L'Aquarium" maritime centre	6,664.00	PAB 27-Nov-90	MUNDO SUBMARINO, S.A.	2,369.00	15,787,016
29	Sea water transport for aquarium (Buried pipe)	607.00l.m.	APB 27-Mar-96	MUNDO SUBMARINO, S.A.	947.00	574,829
	Sea water transport for aquarium (Submerged pipe)	520.00l.m.			136.00	70,720
30	Shopping centre:					
	"Maremagnum" shopping centre	10,950.00	PAB 30-Oct-89	ODISEA 2000, S.A.	2,248.00	24,615,600
	Shopping centre parking garage	11,939.00			562.00	6,709,718
	Multiscreen cinemas	3,182.00			2,248.00	7,153,136
31	Cinema	2,254.00	PAB 25-Feb-91	TEATRO IMAX BARCELONA, S.A.	2,105.00	4,744,670
32	Area for terraces	1,076.00	APB 24-Apr-95	TEATRO IMAX BARCELONA, S.A.	2,369.00	2,549,044
<b>BOSCH I ALSINA</b>						
33	Underground parking garage	8,145.00	PAB 25-Jan-86	SDAD. MPAL. APARCAM. Y SERV.,S.A.	211.00	1,718,595
34	Locale no. 1 for Bar-Restaurant	287.00	PAB 03-Oct-88	AJUNTAMENT DE BARCELONA	1,779.00	510,573
35	Locale no. 2 for Bar-Restaurant	287.00	PAB 03-Oct-88	AJUNTAMENT DE BARCELONA	1,779.00	510,573
36	Locale no. 3 for Bar-Restaurant	287.00	PAB 03-Oct-88	AJUNTAMENT DE BARCELONA	1,779.00	510,573
37	Locale no. 4 for Bar-Restaurant	287.00	PAB 03-Oct-88	AJUNTAMENT DE BARCELONA	1,779.00	510,573
38	Locale no. 5 for Bar-Restaurant	287.00	PAB 03-Oct-88	AJUNTAMENT DE BARCELONA	1,779.00	510,573
<b>BARCELONA</b>						
39	Trade Center, built-on area	18,691.93	PAB 23-Apr-90	INT. TRADE CENTER BARCELONA, S.A.	1,124.00	21,009,729
	Trade Center, underground area	4,645.51			281.00	1,305,388
<b>SANT BERTRAN</b>						
40	Passenger terminal	7,028.00	APB 14-Feb-96	Cía. TRASMEDITERRÀNEA, S.A.	1,386.00	9,740,808
41	Site for refrigerators	6,600.00	O.M. 31-May-90	INTERFRISA	1,386.00	9,147,600
42	Site	3,809.24	O.M. 23-Oct-62	PROAS, S.A.	1,386.00	5,279,607
43	Pipes	374.00l.m.	O.M. 23-Oct-62	PROAS, S.A.	531.00	198,594
44	Site for grease tank	4,141.00	O.M. 28-Jun-60	DEMAGRISA	1,386.00	5,739,426
45	Multipurpose terminal:					
	Yard	31,563.00	PAB 28-Jan-91	TERMINAL PORT-NOU, S.A.	844.00	26,639,172

No. Designation	Area (m2)	Date of authorisation	Holder	Fee Ptas./m2/yr	Annual amount ptas.
Depot	16,963.00			1,543.00	26,173,909
Office	144.00			9,055.00	1,303,920
46 Area of depot no. 3	4,800.00	PAB 25-Mar-91	PROVIMAR, S.A.	2,780,70	13,347,360
<b>PONENT</b>					
47 Perishable goods terminal	5,400.00	PAB 28-Oct-91	TERMINAL PORT-NOU, S.A.	1,157.00	6,247,800
<b>COSTA</b>					
48 Multipurpose terminal:					
Yard	33,285.00	PAB 28-Jan-91	TERMINAL CATALUNYA, S.A.	844.00	28,092,540
Depot	17,151.00			1,543.00	26,463,993
Office	351.00			9,055.00	3,178,305
49 Pipes	1,353.00l.m.	R.O. 16-Apr-23	C.L.H., S.A.	379.00	512,787
50 Pipes	996.00l.m.	O.M. 26-Sep-40	C.L.H., S.A.	379.00	377,484
51 Pipes	250.40l.m.	O.M. 23-Jul-54	C.L.H., S.A.	379.00	94,902
<b>CONTRADIC</b>					
52 Potash warehouse and wagon tippler	4,663.00	O.M. 8-May-58	TRAMER, S.A.	1,386.00	6,462,918
53 Potassium salt distributing tank	3,048.00	R.O. 20-Nov-30	TRAMER, S.A.	1,386.00	4,224,528
54 Wagon tippler	253.00	O.M. 16-Nov-59	TRAMER, S.A.	1,386.00	350,658
55 Salt warehouse	2,200.00	O.M. 23-Jan-69	TRAMER, S.A.	1,386.00	3,049,200
56 Distributing warehouse and load-discharge facilities	2,836.00	R.O. 16-Jan-26	TRAMER, S.A.	1,386.00	3,930,696
57 Grain silo "A"	1,102.00	O.M. 21-Dec-61	ERGRANSA	1,446.00	1,593,492
58 Area of influence	1,868.00	O.M. 21-Dec-61	ERGRANSA	1,446.00	2,701,128
59 Wagon loading and discharge station	164.00	O.M. 21-Mar-70	ERGRANSA	1,446.00	237,144
60 Extension of silos "B" and "C"	4,440.00	O.M. 8-Feb-78	ERGRANSA	1,446.00	6,420,240
61 Bulk agrofood warehouse	5,334.37	APB 30-Oct.-95	ERGRANSA	1,446.00	7,713,499
62 Site for oils and similar goods	5,395.00	APB 14-Feb-96	MOYRESA	1,446.00	7,801,170
Pipes	455.00l.m.				
63 Site	6,278.00	O.M. 22-Feb-63	SADESA	1,386.00	8,701,308
Pipes	90.00l.m.			531.00	47,790
64 Bar	68.66	O.M. 17-Nov-66	JOSÉ ROVIRA	1,446.00	99,282
65 Vessel-loading facilities	10,419.10	O.M. 28-Jul-73	PORTCEMEN, S.A.	1,446.00	15,066,019
66 Molasses warehouse	2,952.00	PAB 25-Feb-91	LOIRET & HAËNTJENS ESPAÑA, S.A.	1,386.00	4,091,472
Pipes	140.00l.m.			531.00	74,340
<b>OEST</b>					
67 Cargo terminal	5,481.00	O.M. 03-Jun-24	FERROCARRILS GENERALITAT CATALUNYA	474.00	2,597,994
68 Site	31,790.00	O.M. 13-Apr-77	MOYRESA	1,068.00	33,951,720
<b>SUD</b>					
69 Public Container Terminal	455,410.00	PAB 24-Feb-92	T.C.B., S.A.	792.68	360,994,399
70 Turnaround	387.69	R.O. 15-Jan-31	C.L.H., S.A.	948.00	367,530
71 Site	635.00	O.M. 19-Feb-46	C.L.H., S.A.	948.00	601,980
72 Site	10,318.63	O.M. 19-Dec-62	C.L.H., S.A.	948.00	9,782,061
73 Site	73,080.00	O.M. 28-Jul-67	C.L.H., S.A.	948.00	69,279,840
74 Oil pipeline	2,175.00l.m.	PAB 21-Sep-79	C.L.H., S.A.	379.00	824,325
<b>PANTALÁN</b>					
75 Vessel-berthing jetty	12,070.00	O.M. 24-Jun-66	C.L.H., S.A.	338.00	4,079,660
<b>ÁLVAREZ DE LA CAMPA</b>					
76 Oil extraction plant	38,123.00	O.M. 23-Jan-76	CARGILL ESPAÑA, S.A.	560.45	21,366,035
77 Cement silos	1,276.00	O.M. 17-Sep-68	CÍA. VALENCIANA DE CEMENTOS, S.A.	1,068.00	1,362,768
78 Service station	3,024.00	PAB 28-Jan-91	AGIP ESPAÑA, S.A.	1,566.00	4,735,584
79 Domestic terminal:					
Yard	30,218.00	PAB 25-Oct-91	ESTIBADORA DE PONENT, S.A.	844.00	25,503,992
Depot	900.00	PAB 25-Feb-91	ESTIBADORA DE PONENT, S.A.	1,543.00	1,388,700
80 60-tonne weighbridge facility	200.00	APB 25-Apr-94	COL. OF. PESADORES Y MED. PÚBLICOS	1,188.00	237,600
<b>PRÍNCIP D'ESPANYA</b>					
81 Sector "B" Container Terminal	3,110.00	PAB 1-Jul-82	TCB, S.A.	910.27	2,830,940
<b>TRAM VI</b>					
82 Butane discharge pipes	3,920.00l.m.	O.M. 4-Oct-65	REPSOL BUTANO, S.A.	379.00	1,485,680
83 Quarantine and Laboratory	3,750.00	O.M. 3-Mar-72	GENERALITAT DE CATALUNYA	474.00	1,777,500
84 Offices and warehouses	12,740.00	O.M. 19-Feb-73	FERNANDO ROQUÉ, S.A.	1,068.00	13,606,320
85 Site	29,400.00	O.M. 28-Jun-77	DAMEX, S.A.	1,068.00	31,399,200
86 Tank-washing area	4,553.00	PAB 28-Jan-91	LAVADEROS DE CISTERNAS, S.A.	1,068.00	4,862,604
87 Site for workshop	4,836.00	O.M. 20-Sep-77	INTEMA, S.A.	1,068.00	5,164,848
88 Multipurpose pipeline	2,991.00l.m.	PAB 30-Nov-81	PROCOMSA	379.00	1,001,985
89 Site	14,700.00	PAB 2-Jun-82	PROGECO ESPAÑA, S.A.	1,068.00	15,699,600
90 Site	23,671.00	PAB 21-Dec-87	UNIEXPRESS ESPAÑA, S.A.	1,068.00	25,280,628
91 Site for stocking and container repairs	24,086.00	PAB 25-Jul-88	BARCELONA CONTAINERS, S.A.	1,068.00	25,723,848
<b>DÁRSENA SUD</b>					
92 Automobile Terminal: Zones B, C y D	245,540.00	PAB 27-Nov-89	AUTOTERMAL, S.A.	958.00	235,227,320
93 Automobile Terminal: Part of Zone B	50,000.00	PAB 28-Sep-92	SETRAM, S.A.	995.00	49,750,000
<b>ZONA SUD</b>					
94 Industrial building in Carrer Y	7,000.00	PAB 8-Oct-90	J. MESTRE, S.A.	1,188.00	8,316,000
95 Site	10,000.00	PAB 27-Feb-84	SIDERCOMES, S.A.	933.00	9,330,000
96 Site	10,000.00	PAB 30-Jul-84	MASONEILAN, S.A.	1,002.00	10,020,000


No. Designation	Area (m2)	Date of authorisation	Holder	Fee Ptas./m2/yr	Annual amount ptas.
97 Site	10,000.00	PAB 30-Jul-84	TRANSCONDAL CONTAINERS, S.A.	933.00	9,330,000
98 Site	10,000.00	PAB 30-Jul-84	PROCOMSA	933.00	9,330,000
99 Service station	5,250.00	PAB 28-Jan-91	AGIP ESPAÑA, S.A.	1,456.00	7,644,000
100 Industrial building	4,926.00	PAB 28-Jan-91	MINIS. HACIENDA (CUSTOMS)	no fee	-
101 Industrial building	3,768.00	PAB 25-Mar-91	SERVICIOS RECIPRO (TM2)	3,565.00	13,432,920
Site	6,439.00			1,267.00	8,158,213
<b>INFLAMABLES</b>					
102 Chemical products terminal	37,740.00	O.M. 15-Jun-71	TERMINALES PORTUARIAS, S.A.	1,020.00	38,494,800
103 Chemical products terminal	56,129.00	O.M. 27-Jul-71	PROQUÍMICA, S.A.	1,032.00	57,925,128(*)
104 Chemical products terminal	36,285.00	APB 15-Feb-95	PROQUÍMICA, S.A.	1,032.00	37,446,120(*)
105 Chemical products terminal	32,231.00	O.M. 04-Oct-73	VAN OMMEREN TANK TERMINAL, S.A.	1,032.00	33,262,392
106 Site for liquid product warehouse	16,930.00	O.M. 17-Sep-73	RELISA	1,032.00	17,471,760
107 Berth no. 1 complementary jetty	400.00	O.M. 14-Jan-77	REPSOL-BUTANO, S.A.	1,068.00	427,200(*)
108 Water-intake pool	1,096.90	PAB 18-Feb-80	ENAGÁS, S.A.	1,068.00	1,171,489
109 Wharf for methane tankers	2,000.00	PAB 25-May-81	ENAGÁS, S.A.	1,068.00	2,136,000
110 Site	156,000.00	O.M. 10-Jun-77	ENAGÁS, S.A.	363.60	56,721,600
111 Site hydrocarbon and derivative warehouse	79,330.00	PAB 03-Oct-88	CAPEA	1,032.00	81,868,560
112 Site	7,350.00	PAB 27-May-91	ECOLÓGICA IBÉRICA Y MEDITERRÁNEA	1,188.00	8,731,800
113 Underwater gas pipeline	12,900.00l.m.	O.M. 10-Nov-72	GAS NATURAL S.D.G., S.A.	20.00	232,200
114 Pipe bridge	192.50	PAB 18-Feb-80	ENAGÁS, S.A.	379.00	72,958
<b>RASA CANONADES</b>					
115 Pipes	5,236.00l.m.	J.P. 6-Dec-72	REPSOL-BUTANO, S.A.	379.00	1,984,444(*)
116 Pipes	2,075.00l.m.	J.P. 12-Dec-74	TERMINALES PORTUARIAS, S.A.	379.00	786,425
117 Pipes	660.00l.m.	J.P. 12-Dec-74	PROQUÍMICA, S.A.	379.00	250,140(*)
118 Pipes	1,130.00l.m.	PAB 3-Oct-89	CAPEA	379.00	428,270
119 Pipes	510.00l.m.	PAB 1-Jan-91	RELISA	379.00	193,290
120 Pipes	755.00l.m.	PAB 31-Jan-89	VAN OMMEREN TANK TERMINAL, S.A.	379.00	286,145
121 Pipes	300.00l.m.	PAB 25-May-81	ENAGÁS, S.A.	379.00	113,700
122 Sections of gas pipeline	3,049.00l.m.	PAB 27-Apr-81	ENAGÁS, S.A.	379.00	1,155,571
123 Pipes	1,737.00l.m.	APB 26-Jun-96	GAS NATURAL SDG, S.A.	379.00	658,323
<b>Z.A.L. (1st PHASE)</b>					
124 Block A.1	127,247.00	PAB 27-Apr-92	CENTRO INTERMODAL LOGÍSTICA, S.A.	-	-
125 Block A.2	55,395.00	PAB 27-Apr-92	CENTRO INTERMODAL LOGÍSTICA, S.A.	-	-
126 Block A.3	48,361.00	PAB 27-Apr-92	CENTRO INTERMODAL LOGÍSTICA, S.A.	-	-
127 Block A.4	38,061.00	PAB 27-Apr-92	CENTRO INTERMODAL LOGÍSTICA, S.A.	-	-
128 Block A.5	48,120.00	PAB 27-Apr-92	CENTRO INTERMODAL LOGÍSTICA, S.A.	-	-
129 Block A.7	53,729.00	PAB 27-Apr-92	CENTRO INTERMODAL LOGÍSTICA, S.A.	-	-
130 Block A.8	107,801.00	PAB 27-Apr-92	CENTRO INTERMODAL LOGÍSTICA, S.A.	-	-

(\*) Withdrawals during year.

### 3.2. Authorised in 1997

No.	Designation	Date of authorisation	Holder	Fee Ptas./m2/yr	Annual amount Ptas.
1	Transfer of leases held by PROQUÍMICA, S.A. to TERMINALES PORTUARIAS, S.A. because the former was taken over by the latter.	A.P.B. 29-Ene.-97	PROQUÍMICA, S.A. Chemical Products Terminal: Petroleum Products Terminal:	1,032 1,032	57,925,128 37,446,120
2	Lease granted for the use of the existing drinking water network, Sector A-B of the Port Vell area.	A.P.B. 29-Ene.-97	AGUAS DE BARCELONA, S.A.	-	-
3	Extension of lease for construction and use of a waste treatment plant.	A.P.B.26-Feb.-97	ECOIMSA	1,188	8,731,800
4	Lease granted for the use of the existing drinking water network, Trams 2 and 3 (c/Varadero - Dic de l'Est).	A.P.B.26-Feb.-97	AGUAS DE BARCELONA, S.A.	-	-
5	Lease granted for remodelling and use of facilities for vessel design and construction.	A.P.B. 26-Mar.-97	OLA ASTILLEROS, S.L.	1,188	14,553,768
6	Authorisation for expansion of storage capacity of cubeto C.	A.P.B. 30-Abr.-97	RECEPTORA DE LÍQUIDOS, S.A.	-	-
7	Authorisation to grant surface rights in favour of SILOBIT, S.A. for the construction of a coffee silo.	A.P.B. 28-May.-97	CONSORCIO DE LA ZONA FRANCA DE BCN.	1,188	1,002,672
8	Lease granted for expansion of club sports facilities.	A.P.B. 25-Jun.-97	CLUB NATACIÓN BARCELONA	1,184	7,364,480
9	Lease granted for the use of the existing drinking water network, Tram 4 (Inflamables Wharf)	A.P.B. 23-Jul.-97	AGUAS DE BARCELONA, S.A.	-	-
10	Lease granted for remodelling and use of cargo storage facilities for goods that use predominately sea transport.	A.P.B. 23-Jul.-97	DAMEX, S.A.	1,068	42,069,647
11	Expansion of lease area for passenger terminal.	A.P.B. 23-Jul.-97	Cia. TRASMEDITERRÁNEA, S.A.	1,386	6,507,270

No.	Designation	Date of authorisation	Holder	Fee Ptas./m2/yr	Annual amount Ptas.
12	Authorisation to expand storage facilities.	A.P.B. 23-Jul.-97	CAPESA	-	-
13	Transfer of part of the lease area to KOALAGÁS, S.A.	A.P.B. 29-Oct.-97	CAPESA	-	-
14	Authorisation for the construction and use of a plant for manufacturing massed concrete.	A.P.B. 29-Oct.-97	TRANSCONDAL DE CONTAINERS, S.A.	-	-
15	Change of name of FERNANDO ROQUÉ T.I.S.A.	A.P.B. 29-Oct.-97	NEDLLOYD ROQUÉ, S.A.	-	-
16	Change of name of OLA ASTILLEROS, S.L.	A.P.B. 29-Oct.-97	NORTH WIND YARD, S.L.	-	-



## 4. Traffic statistics

This chapter provides an extensive description of traffic in the Port of Barcelona. These statistics show the movement of passengers, the number of vessels entering the port - classified by size, flag and type of cargo traffic. Point 4.7 contains specific information on containerised traffic and Point 4.8 provides a summary of traffic in the Port of Barcelona as a whole.

## 4.1. Passenger traffic

### 4.1.1. Passengers

#### 4.1.1.1. Number of passengers

	Domestic traffic	Foreign	Total domestic and foreign	Bay or local
Entries	270,555	64,352	334,907	0
Departures	239,389	63,542	302,931	0
Entries and departures	509,944	127,894	637,838	250,003
In transit	0	231,096	231,096	0

#### 4.1.1.2. Domestic passenger traffic. Ports of origin and destination, number.

Port of origin or destination	Entries	Departures	Total
Palma de Mallorca	160,433	181,923	342,356
Ibiza + Mahón	78,956	88,316	167,272
Other (foreign-pleasure cruise traffic-)	94,708	33,502	128,210
<b>TOTAL</b>	<b>334,097</b>	<b>303,741</b>	<b>637,838</b>

#### 4.1.2. Automobiles with passengers. Number of units.

	Domestic	Foreign	Total
Entries	55,858	-	55,858
Departures	61,997	-	61,997
<b>TOTAL ENTRIES AND DEPARTURES</b>	<b>117,855</b>	<b>-</b>	<b>117,855</b>



## 4.2. Ships

### 4.2.1. Merchant vessels entering the port during the year

#### 4.2.1.1. Distribution by type of navigation and tonnage

Type of navigation	Total	Up to 3,000 G.T.	From 3,001 to 5,000 G.T.	From 5,001 to 10,000 G.T.	From 10,001 to 25,000 G.T.	From 25,001 to 50,000 G.T.	More than 50,000 G.T.
<b>SPANISH</b>							
Domestic							
Number	2,037	236	355	700	746	0	0
G.T.	14,849,391	388,439	1,227,710	4,581,018	8,652,224	0	0
Foreign							
Number	174	14	46	37	77	0	0
G.T.	1,492,930	26,886	184,519	251,629	1,029,896	0	0
<b>TOTAL SPANISH</b>							
Number	2,211	250	401	737	823	0	0
G.T.	16,342,321	415,325	1,412,229	4,832,647	9,682,120	0	0
<b>FOREIGN</b>							
Domestic							
Number	43	31	7	2	2	1	0
G.T.	176,890	68,777	25,187	14,185	35,335	33,406	0
Foreign							
Number	5,131	859	831	1,040	1,300	938	163
G.T.	77,164,908	1,746,066	3,309,774	7,581,678	22,575,487	32,784,192	9,167,711
<b>TOTAL FOREIGN</b>							
Number	5,174	890	838	1,042	1,302	939	163
G.T.	77,341,798	1,814,843	3,334,961	7,595,863	22,610,822	32,817,598	9,167,711
<b>TOTALS</b>							
Domestic							
Number	2,080	267	362	702	748	1	0
G.T.	15,026,281	457,216	1,252,897	4,595,203	8,687,559	33,406	0
Foreign							
Number	5,305	873	877	1,077	1,377	938	163
G.T.	78,657,838	1,772,952	3,494,293	7,833,307	23,605,383	32,784,192	9,167,711
<b>GENERAL TOTAL</b>							
Number	7,385	1,140	1,239	1,779	2,125	939	163
G.T.	93,684,119	2,230,168	4,747,190	12,428,510	32,292,942	32,817,598	9,167,711
Percentage of total %							
Number	100.00	15.44	16.78	24.09	28.77	12.71	14.30
G.T.	100.00	2.38	5.07	13.27	34.47	35.03	9.78

Does not include ships entering for breaking up or new ships launched during the year.

#### 4.2.1.2. Distribution by flags

		Up to 3,000	From 3,001 to 5,000	From 5,001 to 10,000	From 10,001 to 15,000	From 15,001 to 25,000	From 25,001 to 50,000	More than 50,000	Total
GERMANY	Calls	80	45	40	16	60	22		263
	G.T.	165,647	188,686	229,785	230,531	1,006,075	911,052		2,731,776
ANTIGUA AND BARBUDA	Calls	89	140	8	12	14			263
	G.T.	190,679	556,983	47,574	150,697	231,908			1,177,841
NETHERLANDS ANTILLES	Calls	1	4	18	1				24
	G.T.	1,931	16,990	136,370	12,642				167,933
SAUDI ARABIA	Calls			1					1
	G.T.			8,197					8,197
ALGERIA	Calls	18	2	70		1	1		92
	G.T.	44,966	9,615	415,965		21,659	30,346		522,551
ARGENTINA	Calls			1					1
	G.T.			9,715					9,715
AUSTRIA	Calls	9		1					10
	G.T.	21,458		5,602					27,060
AZERBAIJAN	Calls		2						2
	G.T.		7,824						7,824
BAHAMAS	Calls	7	42	64	26	81	25	12	257
	G.T.	11,508	167,391	392,248	352,315	1,707,518	816,380	664,526	4,111,886
BARBADOS	Calls	17	4						21
	G.T.	35,073	13,560						48,633
BELIZE	Calls	12		1		1			14
	G.T.	9,135		5,512		15,380			30,027
BERMUDAS	Calls				1	4	3		8
	G.T.				12,500	77,365	142,029		231,894
BRAZIL	Calls				8	1			9

		Up to 3,000	From 3,001 to 5,000	From 5,001 to 10,000	From 10,001 to 15,000	From 15,001 to 25,000	From 25,001 to 50,000	More than 50,000	Total
	G.T.				109,248	22,012			131,260
BULGARIA	Calls	10	1	68					79
	G.T.	19,084	3,411	588,829					611,324
CAMBODIA	Calls		1						1
	G.T.		3,466						3,466
CHINA	Calls				2	4	3		9
	G.T.				23,563	88,048	131,865		243,476
CYPRUS	Calls	55	15	88	25	60	41		284
	G.T.	123,323	56,427	708,677	325,543	1,123,243	1,177,210		3,514,423
SOUTH KOREA	Calls					1		7	8
	G.T.					16,252	366,954		383,206
CROATIA	Calls	4	1	11	1	5			22
	G.T.	9,608	4,490	90,609	10,905	82,910			198,522
DENMARK	Calls	16			32	42			90
	G.T.	18,923			386,432	830,250			1,235,605
EGYPT	Calls	4	10	31	11				56
	G.T.	8,018	46,880	238,262	132,836				425,996
UNITED ARAB EMIRATES	Calls					1			1
	G.T.					15,455			15,455
SPAIN	Calls	250	401	737	790	33			2,211
	G.T.	415,325	1,412,229	4,832,647	9,077,269	604,851			16,342,321
UNITED STATES	Calls					6			6
	G.T.					132,195			132,195
ESTONIA	Calls				9				9
	G.T.				90,621				90,621
ETHIOPIA	Calls		3	3	1				7
	G.T.		11,160	16,605	11,292				39,057
PHILIPPINES	Calls		1	1	3	4	5		14
	G.T.		3,998	7,170	40,481	82,325	208,919		342,893
FRANCE	Calls		36	37		15	20		108
	G.T.		145,519	292,186		309,305	676,541		1,423,551
GABON	Calls				1				1
	G.T.				11,953				11,953
GEORGIA	Calls	1							1
	G.T.	1,992							1,992
GREECE	Calls	16		27	37	34	15	7	136
	G.T.	35,071		197,850	422,159	559,789	521,419	392,945	2,129,233
HONDURAS	Calls	37							37
	G.T.	56,496							56,496
HONG KONG	Calls					2	4		6
	G.T.					35,891	100,372		136,263
INDIA	Calls					36			36
	G.T.					790,668			790,668
IRAN	Calls				1				1
	G.T.				13,914				13,914
IRELAND	Calls	1	1	5					7
	G.T.	2,833	4,783	30,555					38,171
MARSHALL ISLANDS	Calls		15			2			17
	G.T.		46,905			34,658			81,563
ISRAEL	Calls			2			100		102
	G.T.			15,446			3,858,952		3,874,398
ITALY	Calls	57	52	17	4	41	47		218
	G.T.	109,354	227,680	124,720	49,730	820,618	1,819,871		3,151,973
JAPAN	Calls						18	4	22
	G.T.						801,375	216,801	1,018,176
LATVIA	Calls						1		1
	G.T.						25,726		25,726
LEBANON	Calls	7	1	14					22
	G.T.	16,547	3,495	109,611					129,653
LIBERIA	Calls	10	41	5	49	71	199	29	404
	G.T.	26,286	163,744	35,794	581,691	1,310,116	6,228,375	1,561,126	9,907,132
LIBYA	Calls			11					11
	G.T.			67,155					67,155
LITHUANIA	Calls		15						15
	G.T.		55,858						55,858
LUXEMBOURG	Calls			1		6			7
	G.T.			6,832		142,280			149,112
MALAYSIA	Calls			1		3		13	17
	G.T.			5,285		54,685		691,145	751,115
MALTA	Calls	74	79	212	82	89	27		563
	G.T.	130,089	312,455	1,513,375	1,023,782	1,586,675	962,186		5,528,562
MOROCCO	Calls	39	45	37		1			122
	G.T.	108,149	185,529	286,301		16,985			596,964
MAURITIUS	Calls					10			10
	G.T.					216,330			216,330
MYANMAR	Calls			1			3		4

		Up to 3,000	From 3,001 to 5,000	From 5,001 to 10,000	From 10,001 to 15,000	From 15,001 to 25,000	From 25,001 to 50,000	More than 50,000	Total
	G.T.			8,728			117,273		126,001
NIGER	Calls	1		1					2
	G.T.	1,999		6,363					8,362
NORWAY	Calls	24	9	16	1	21	25	21	117
	G.T.	58,724	39,476	126,572	12,971	408,933	871,529	1,444,349	2,962,554
NETHERLANDS	Calls	35	38	30		2	11	15	131
	G.T.	68,522	147,768	179,018		39,113	351,655	786,993	1,573,069
PANAMA	Calls	30	23	105	75	148	244	30	655
	G.T.	59,502	92,861	846,792	960,380	3,150,801	8,158,447	1,636,545	14,905,328
POLAND	Calls					10	3		13
	G.T.					191,505	118,241		309,746
PORTUGAL	Calls	36	8	7					51
	G.T.	69,682	29,915	44,222					143,819
UNITED KINGDOM	Calls	19	103	23	1	29	13	3	191
	G.T.	49,628	393,926	216,114	11,177	608,407	437,837	207,359	1,924,448
ROMANIA	Calls	2	4	2					8
	G.T.	4,150	15,909	18,054					38,113
RUSSIA	Calls	37	5	2		4			48
	G.T.	79,065	17,446	11,765		76,500			184,776
ST. VINCENT AND THE GRENADINES	Calls	32	19	13		54	8		126
	G.T.	62,703	77,629	98,426		1,140,321	257,808		1,636,887
SINGAPORE	Calls		1			2	45		48
	G.T.		4,317			43,563	2,112,990		2,160,870
SYRIA	Calls		1	1					2
	G.T.		4,333	5,072					9,405
SRI LANKA (CEYLON)	Calls				1				1
	G.T.				10,298				10,298
SWEDEN	Calls			3		1		11	15
	G.T.			21,599		20,211		592,473	634,283
SWITZERLAND	Calls	2	2	8			1		13
	G.T.	4,444	8,152	57,796			27,552		97,944
TAIWAN (REPUBLIC OF CHINA)	Calls						49	2	51
	G.T.						1,690,730	111,216	1,801,946
TUNISIA	Calls		11	9		7			27
	G.T.		47,377	45,720		125,349			218,446
TURKEY	Calls	61	48	39	1	5	1		155
	G.T.	106,220	175,903	271,796	13,238	86,986	30,162		684,305
TUVALU ISLAND	Calls	13							13
	G.T.	36,140							36,140
UKRAINE	Calls	34	10	7	7	15			73
	G.T.	67,894	43,100	51,596	78,624	288,750			529,964
VANUATU	Calls					1	5	9	15
	G.T.					20,265	230,756	495,279	746,300
TOTAL	Calls	1,140	1,239	1,779	1,198	927	939	163	7,385
	G.T.	2,230,168	4,747,190	12,428,510	14,156,792	18,136,150	32,817,598	9,167,711	93,684,119

#### 4.2.1.3. Distribution by type of vessel

Type of vessel		Spanish	Foreign	Total
TANKERS	Number	89	622	711
	G.T.	463,171	7,757,455	8,220,626
BULK CARRIERS	Number	44	156	200
	G.T.	263,473	2,934,125	3,197,598
GENERAL CARGO	Number	306	1,066	1,372
	G.T.	849,274	6,013,229	6,862,503
RO-RO CARGO	Number	739	713	1,452
	G.T.	4,451,554	8,219,991	12,671,545
PASSENGERS ONLY	Number	0	417	417
	G.T.	0	9,547,949	9,547,949
RO-RO (Cargo and passengers)	Number	818	4	822
	G.T.	8,276,409	85,802	8,362,211
CONTAINER CARRIERS	Number	128	1,570	1,698
	G.T.	1,057,189	28,273,998	29,331,187
OTHER VESSELS	Number	87	626	713
	G.T.	981,251	14,509,249	15,490,500
<b>TOTAL</b>	Number	2,211	5,174	7,385
	G.T.	16,342,321	77,341,798	93,684,119

#### 4.2.2. Warships entering during the year

Vessels	Spanish	Foreign	Total
Number	12	41	53
Displacement in tonnes	28,899	329,932	358,831

#### 4.2.3. Fishing vessels

Vessel		Total	Deep sea	Coastal
Registered during the year to 31 December	Number	0	0	0
	G.T.	0	0	0
Based in the port	Number	112	0	112
	G.T.	2,396	0	2,396

#### 4.2.4. Pleasure craft

Vessels		Total
Registered during the year to 31 December	Number	600
	G.T.	3,000
Based in the port	Number	377
	G.T.	6,786

### 4.3. Cargo

#### 4.3.1. Handled on service wharves and berths

##### 4.3.1.1. Discharged on service wharves and berths

Cargo	Total		Domestic (T)	Foreign (T)
	Tonnes	%		
<b>Total discharged</b>	<b>5,590,607</b>	<b>100.00</b>	<b>710,451</b>	<b>4,880,156</b>
<b>LIQUID BULK</b>				
COCONUT OIL (COPRA), CABBAGE-PALM OIL	0	0.00	0	0
BULK PALM OIL	0	0.00	0	0
BULK SOYA OIL	0	0.00	0	0
SULPHURIC ACID	0	0.00	0	0
COMPOUNDS WITH NITRILE FUNCTIONS	0	0.00	0	0
FUEL-OIL	0	0.00	0	0
NATURAL GAS	0	0.00	0	0
GAS-OIL	0	0.00	0	0
PETROL	0	0.00	0	0
LUBRICANTS	0	0.00	0	0
MOLASSES	0	0.00	0	0
METHANOL,PROPANOL,BUTANOL	0	0.00	0	0
CHEMICAL PRODUCTS, BINDING AGENTS	0	0.00	0	0
CAUSTIC SODA	0	0.00	0	0

Cargo	Total		Domestic (T)	Foreign (T)
	Tonnes	%		
<b>Total discharged</b>	<b>5,590,607</b>	<b>100.00</b>	<b>710,451</b>	<b>4,880,156</b>
XYLENE, TOLUENE, BENZENE, ETC.	0	0.00	0	0
OTHER LIQUID BULK	0	0.00	0	0
<b>TOTAL</b>	<b>0</b>	<b>0.00</b>	<b>0</b>	<b>0</b>
<b>SOLID BULK USING SPECIAL INSTALLATIONS</b>				
AMMONIUM,POTASSIUM,CALCIUM,ETC. CARBONATES	0	0.00	0	0
BULK CEMENT AND CLINKER	0	0.00	0	0
POTASSIUM CHLORIDE	0	0.00	0	0
SOYA BEANS	0	0.00	0	0
DRIED SHELLED PULSES	0	0.00	0	0
MAIZE	0	0.00	0	0
IRON ORE, ROASTED PYRITES	0	0.00	0	0
BEET PULP	0	0.00	0	0
SORGHUM	0	0.00	0	0
WHEAT	0	0.00	0	0
OTHER SOLID BULKS USING SPECIAL INSTALLATIONS	0	0.00	0	0
<b>TOTAL</b>	<b>0</b>	<b>0.00</b>	<b>0</b>	<b>0</b>
<b>SOLID BULK WITHOUT SPECIAL INSTALLATIONS</b>				
NATURAL ANIMAL FERTILISERS	25,750	0.46	0	25,750
NON-DEHYDRATED ALFALFA	0	0.00	0	0
KAOLIN AND OTHER KAOLIN CLAYS	20,000	0.36	0	20,000
COAL	47,654	0.85	0	47,654
SCRAP IRON	26,566	0.48	0	26,566
PETROLEUM COKE	276,417	4.94	0	276,417
SOYA FLOUR	0	0.00	0	0
ALUMINIUM ORES, BAUXITE	23,211	0.42	0	23,211
PERLITE, VERMICULITE, SEPIOLITE	35,530	0.64	0	35,530
PULPS, CAKES AND FLOURS	0	0.00	0	0
COMMON SALT	21,396	0.38	21,396	0
POWDERED GLASS	27,489	0.49	0	27,489
OTHER	44,551	0.80	1,860	42,691
<b>TOTAL</b>	<b>548,564</b>	<b>9.81</b>	<b>23,256</b>	<b>525,308</b>
<b>GENERAL CARGO</b>				
OLIVES, UNFROZEN PREPARED PULSES	22,273	0.40	0	22,273
STEEL SHEETS	425,064	7.60	0	425,064
INORGANIC ACIDS	24,568	0.44	0	24,568
MINERAL WATER	29,807	0.53	96	29,711
RAW COTTON	66,561	1.19	0	66,561
AIR CONDITIONING DEVICES	18,411	0.33	1	18,410
WALL TILES	81,228	1.45	147	81,081
BULK COCOA BEANS	22,415	0.40	81	22,334
COFFEE	196,091	3.51	780	195,311
CARDBOARD AND PAPER	39,947	0.71	115	39,832
UNTREATED NATURAL RUBBER	35,860	0.64	2	35,858
SYNTHETIC RUBBER	24,372	0.44	0	24,372
SCRAP IRON OR STEEL	47,723	0.85	46,359	1,364
NEW AUTOMOBILES	177,255	3.17	12,768	164,487
DETERGENTS	3,854	0.07	148	3,706
PERSONAL GOODS	14,357	0.26	4,244	10,113
SYNTHETIC SPUN FABRICS	23,795	0.43	0	23,795
COMMON SOAP	777	0.01	100	677
EMPTY CRATES, REELS AND WOODEN BOXES	18,680	0.33	6,950	11,730
DRIED PULSES AND VEGETABLES	19,641	0.35	0	19,641
CUT TIMBER (NON-CONIFEROUS)	54,191	0.97	117	54,074
PLASTIC MANUFACTURED GOODS	46,908	0.84	988	45,920
SPECIALISED MACHINERY	5,590	0.10	2,597	2,993
MARBLE	21,057	0.38	0	21,057
USED PAPER	44,176	0.79	7,887	36,289
COATED PAPER AND CARDBOARD	1,240	0.02	0	1,240
VEHICLE PARTS AND ACCESSORIES	37,800	0.68	48	37,752
COCOA PASTE	22,658	0.41	0	22,658
FROZEN FISH	32,536	0.58	2,295	30,241
BANANAS	75,672	1.35	43,031	32,641
ETHYLENE POLYMERS	30,502	0.55	126	30,376
FOOD PREPARATIONS	16,516	0.30	2,574	13,942
CHEMICAL PRODUCTS, DITHIONITES	26,624	0.48	0	26,624
INORGANIC CHEMICAL PRODUCTS	51,002	0.91	0	51,002
ORGANIC-INORGANIC CHEMICAL PRODUCTS	36,643	0.66	0	36,643
CAST GLASS	26,315	0.47	25	26,290
PACKAGED WINE	27,159	0.49	290	26,869
MISCELLANEOUS CARGO	3,192,775	57.11	555,426	2,637,349
<b>TOTAL</b>	<b>5,042,043</b>	<b>90.19</b>	<b>687,195</b>	<b>4,354,848</b>

#### 4.3.1.2. Loaded on service wharves and berths

Cargo	Total		Domestic (T)	Foreign (T)
	Tonnes	%		
<b>Total loaded</b>	<b>6,936,672</b>	<b>100.00</b>	<b>2,067,072</b>	<b>4,869,600</b>
<b>LIQUID BULK</b>				
COCONUT OIL (COPRA), CABBAGE-PALM OIL	0	0.00	0	0
BULK PALM OIL	0	0.00	0	0
BULK SOYA OIL	0	0.00	0	0
SULPHURIC ACID	0	0.00	0	0
COMPOUNDS WITH NITRILE FUNCTIONS	0	0.00	0	0
FUEL-OIL	0	0.00	0	0
NATURAL GAS	0	0.00	0	0
GAS-OIL	0	0.00	0	0
PETROL	0	0.00	0	0
LUBRICANTS	0	0.00	0	0
MOLASSES	0	0.00	0	0
METHANOL, PROPANOL, BUTANOL	0	0.00	0	0
CHEMICAL PRODUCTS, BINDING AGENTS	0	0.00	0	0
CAUSTIC SODA	0	0.00	0	0
XYLENE, TOLUENE, BENZENE, ETC.	0	0.00	0	0
OTHER LIQUID BULK	0	0.00	0	0
<b>TOTAL</b>	<b>0</b>	<b>0.00</b>	<b>0</b>	<b>0</b>
<b>SOLID BULKS USING SPECIAL INSTALLATIONS</b>				
AMMONIUM, POTASSIUM, CALCIUM, ETC. CARBONATES	0	0.00	0	0
BULK CEMENT AND CLINKER	0	0.00	0	0
POTASSIUM CHLORIDE	0	0.00	0	0
SOYA BEANS	0	0.00	0	0
DRIED SHELLED PULSES	0	0.00	0	0
MAIZE	0	0.00	0	0
IRON ORE, ROASTED PYRITES	0	0.00	0	0
BEET PULP	0	0.00	0	0
SORGHUM	0	0.00	0	0
WHEAT	0	0.00	0	0
OTHER SOLID BULKS USING SPECIAL INSTALLATIONS	0	0.00	0	0
<b>TOTAL</b>	<b>0</b>	<b>0.00</b>	<b>0</b>	<b>0</b>
<b>SOLID BULK WITHOUT SPECIAL INSTALLATIONS</b>				
NATURAL ANIMAL FERTILISERS	187,583	2.70	9,996	177,587
NON-DEHYDRATED ALFALFA	1,541	0.02	0	1,541
KAOLIN AND OTHER KAOLIN CLAYS	0	0.00	0	0
COAL	0	0.00	0	0
SCRAP IRON	0	0.00	0	0
PETROLEUM COKE	0	0.00	0	0
SOYA FLOUR	9,737	0.14	4,188	5,549
ALUMINIUM ORES, BAUXITE	0	0.00	0	0
PERLITE, VERMICULITE, SEPIOLITE	0	0.00	0	0
PULPS, CAKES AND FLOURS	1,848	0.03	0	1,848
COMMON SALT	12,684	0.18	2,684	10,000
POWDERED GLASS	0	0.00	0	0
OTHER	0	0.00	0	0
<b>TOTAL</b>	<b>213,393</b>	<b>3.08</b>	<b>16,868</b>	<b>196,525</b>
<b>GENERAL CARGO</b>				
OLIVES, UNFROZEN PREPARED PULSES	7,406	0.11	2,289	27,508
STEEL SHEETS	29,797	0.43	556	6,850
INORGANIC ACIDS	7,177	0.10	60	7,117
MINERAL WATER	84,125	1.21	54,428	29,697
RAW COTTON	11,770	0.17	12	11,758
AIR CONDITIONING DEVICES	3,851	0.06	662	3,189
WALL TILES	182,712	2.63	22,920	159,792
BULK COCOA BEANS	1,131	0.02	94	1,037
COFFEE	33,217	0.48	2,860	30,357
CARDBOARD AND PAPER	58,339	0.84	6,782	51,557
UNTREATED NATURAL RUBBER	1,997	0.03	25	1,972
SYNTHETIC RUBBER	11,199	0.16	45	11,154
SCRAP IRON OR STEEL	1,670	0.02	1	1,669
NEW AUTOMOBILES	411,530	5.93	62,751	348,779
DETERGENTS	91,101	1.31	22,530	68,571
PERSONAL GOODS	243,625	3.51	74,840	168,785
SYNTHETIC SPUN FABRICS	3,002	0.04	1	3,001
COMMON SOAP	69,757	1.01	66,459	3,298
EMPTY CRATES, REELS AND WOODEN BOXES	1,679	0.02	1,008	671
DRIED PULSES AND VEGETABLES	17,103	0.25	11	17,092
CUT TIMBER (NON-CONIFEROUS)	1,944	0.03	661	1,283
PLASTIC MANUFACTURED GOODS	45,113	0.65	8,733	36,380
SPECIALISED MACHINERY	64,295	0.93	63,560	735
MARBLE	26,841	0.39	1,307	25,534
USED PAPER	12,385	0.18	1,241	11,144
COATED PAPER AND CARDBOARD	145,162	2.09	3,032	142,130

Cargo	Total		Domestic (T)	Foreign (T)
	Tonnes	%		
<b>Total loaded</b>	<b>6,936,672</b>	<b>100.00</b>	<b>2,067,072</b>	<b>4,869,600</b>
VEHICLE PARTS AND ACCESSORIES	94,566	1.36	4,048	90,518
COCOA PASTE	1,150	0.02	133	1,017
FROZEN FISH	13,016	0.19	2,359	10,657
BANANAS	415	0.01	350	65
ETHYLENE POLYMERS	96,413	1.39	3,363	93,050
FOOD PREPARATIONS	102,910	1.48	93,315	9,595
CHEMICAL PRODUCTS, DITHIONITES	7,054	0.10	22	7,032
INORGANIC CHEMICAL PRODUCTS	42,400	0.61	2	42,398
ORGANIC-INORGANIC CHEMICAL PRODUCTS	9,338	0.13	83	9,255
CAST GLASS	9,237	0.13	8,792	445
PACKAGED WINE	133,253	1.92	38,806	94,447
MISCELLANEOUS CARGO	4,645,599	66.97	1,502,063	3,143,536
<b>TOTAL</b>	<b>6,723,279</b>	<b>96.92</b>	<b>2,050,204</b>	<b>4,673,075</b>

#### 4.3.1.3. Total discharged and loaded on service wharves and berths

Cargo	Total		Domestic (T)	Foreign (T)
	Tonnes	%		
<b>Total discharged and loaded</b>	<b>12,527,279</b>	<b>100.00</b>	<b>2,777,523</b>	<b>9,749,756</b>
<b>LIQUID BULK</b>				
COCONUT OIL (COPRA), CABBAGE-PALM OIL	0	0.00	0	0
BULK PALM OIL	0	0.00	0	0
BULK SOYA OIL	0	0.00	0	0
SULPHURIC ACID	0	0.00	0	0
COMPOUNDS WITH NITRILE FUNCTIONS	0	0.00	0	0
FUEL-OIL	0	0.00	0	0
NATURAL GAS	0	0.00	0	0
GAS-OIL	0	0.00	0	0
PETROL	0	0.00	0	0
LUBRICANTS	0	0.00	0	0
MOLASSES	0	0.00	0	0
METHANOL, PROPANOL, BUTANOL	0	0.00	0	0
CHEMICAL PRODUCTS, BINDING AGENTS	0	0.00	0	0
CAUSTIC SODA	0	0.00	0	0
XYLENE, TOLUENE, BENZENE, ETC.	0	0.00	0	0
OTHER LIQUID BULK	0	0.00	0	0
<b>TOTAL</b>	<b>0</b>	<b>0.00</b>	<b>0</b>	<b>0</b>
<b>SOLID BULK USING SPECIAL INSTALLATIONS</b>				
AMMONIUM, POTASSIUM, CALCIUM, ETC. CARBONATES	0	0.00	0	0
BULK CEMENT AND CLINKER	0	0.00	0	0
POTASSIUM CHLORIDE	0	0.00	0	0
SOYA BEANS	0	0.00	0	0
DRIED SHELLLED PULSES	0	0.00	0	0
MAIZE	0	0.00	0	0
IRON ORE, ROASTED PYRITES	0	0.00	0	0
BEET PULP	0	0.00	0	0
SORGHUM	0	0.00	0	0
WHEAT	0	0.00	0	0
OTHER SOLID BULKS USING SPECIAL INSTALLATIONS	0	0.00	0	0
<b>TOTAL</b>	<b>0</b>	<b>0.00</b>	<b>0</b>	<b>0</b>
<b>SOLID BULK WITHOUT SPECIAL INSTALLATIONS</b>				
NATURAL ANIMAL FERTILISERS	213,333	1.70	9,996	203,337
NON-DEHYDRATED ALFALFA	1,541	0.01	0	1,541
KAOLIN AND OTHER KAOLIN CLAYS	20,000	0.16	0	20,000
COAL	47,654	0.38	0	47,654
SCRAP IRON	26,566	0.21	0	26,566
PETROLEUM COKE	276,417	2.21	0	276,417
SOYA FLOUR	9,737	0.08	4,188	5,549
ALUMINIUM ORES, BAUXITE	23,211	0.19	0	23,211
PERLITE, VERMICULITE, SEPIOLITE	35,530	0.28	0	35,530
PULPS, CAKES AND FLOURS	1,848	0.01	0	1,848
COMMON SALT	34,080	0.27	24,080	10,000
POWDERED GLASS	27,489	0.22	0	27,489
OTHER	44,551	0.36	1,860	42,691
<b>TOTAL</b>	<b>761,957</b>	<b>6.08</b>	<b>40,124</b>	<b>721,833</b>
<b>GENERAL CARGO</b>				
OLIVES, UNFROZEN PREPARED PULSES	52,070	0.42	2,289	49,781
STEEL SHEETS	432,470	3.45	556	431,914
INORGANIC ACIDS	31,745	0.25	60	31,685
MINERAL WATER	113,932	0.91	54,524	59,408
RAW COTTON	78,331	0.63	12	78,319
AIR CONDITIONING DEVICES	22,262	0.18	663	21,599
WALL TILES	263,940	2.11	23,067	240,873
BULK COCOA BEANS	23,546	0.19	175	23,371

Cargo	Total		Domestic (T)	Foreign (T)
	Tonnes	%		
<b>Total discharged and loaded</b>	<b>12,527,279</b>	<b>100.00</b>	<b>2,777,523</b>	<b>9,749,756</b>
COFFEE	229,308	1.83	3,640	225,668
CARDBOARD AND PAPER	98,286	0.78	6,897	91,389
UNTREATED NATURAL RUBBER	37,857	0.30	27	37,830
SYNTHETIC RUBBER	35,571	0.28	45	35,526
SCRAP IRON OR STEEL	49,393	0.39	46,360	3,033
NEW AUTOMOBILES	588,785	4.70	75,519	513,266
DETERGENTS	94,955	0.76	22,678	72,277
PERSONAL GOODS	257,982	2.06	79,084	178,898
SYNTHETIC SPUN FABRICS	26,797	0.21	1	26,796
COMMON SOAP	70,534	0.56	66,559	3,975
EMPTY CRATES, REELS AND WOODEN CONTAINERS	20,359	0.16	7,958	12,401
DRIED PULSES AND VEGETABLES	36,744	0.29	11	36,733
CUT TIMBER (NON-CONIFEROUS)	56,135	0.45	778	55,357
PLASTIC MANUFACTURED GOODS	92,021	0.73	9,721	82,300
SPECIALISED MACHINERY	69,885	0.56	66,157	3,728
MARBLE	47,898	0.38	1,307	46,591
USED PAPER	56,561	0.45	9,128	47,433
COATED PAPER AND CARDBOARD	146,402	1.17	3,032	143,370
VEHICLE PARTS AND ACCESSORIES	132,366	1.06	4,096	128,270
COCOA PASTE	23,808	0.19	133	23,675
FROZEN FISH	45,552	0.36	4,654	40,898
BANANAS	76,087	0.61	43,381	32,706
ETHYLENE POLYMERS	126,915	1.01	3,489	123,426
FOOD PREPARATIONS	119,426	0.95	95,889	23,537
CHEMICAL PRODUCTS, DITHIONITES	33,678	0.27	22	33,656
INORGANIC CHEMICAL PRODUCTS	93,402	0.75	2	93,400
ORGANIC-INORGANIC CHEMICAL PRODUCTS	45,981	0.37	83	45,898
CAST GLASS	35,552	0.28	8,817	26,735
PACKAGED WINE	160,412	1.28	39,096	121,316
MISCELLANEOUS CARGO	7,838,374	62.57	2,057,489	5,780,885
<b>TOTAL</b>	<b>11,765,322</b>	<b>93.92</b>	<b>2,737,399</b>	<b>9,027,923</b>

#### 4.3.2. Handled on private wharves and berths

##### 4.3.2.1. Discharged on private wharves and berths

Cargo	Total		Domestic (T)	Foreign (T)
	Tonnes	%		
<b>Total discharged</b>	<b>9,898,761</b>	<b>100.00</b>	<b>1,150,450</b>	<b>8,748,311</b>
<b>LIQUID BULK</b>				
COCONUT OIL (COPRA), CABBAGE-PALM OIL	89,958	0.91	0	89,958
BULK PALM OIL	142,705	1.44	0	142,705
BULK SOYA OIL	696	0.01	18	678
SULPHURIC ACID	83,107	0.84	44,381	38,726
COMPOUNDS WITH NITRILE FUNCTIONS	38,102	0.38	0	38,102
FUEL-OIL	401,672	4.06	401,672	0
NATURAL GAS	4,345,537	43.90	128,379	4,217,158
GAS-OIL	1,375,508	13.90	230,066	1,145,442
PETROL	575,351	5.81	202,561	372,790
LUBRICANTS	40,929	0.41	0	40,929
MOLASSES	119,120	1.20	0	119,120
METHANOL, PROPANOL, BUTANOL	104,724	1.06	1,437	103,287
CHEMICAL PRODUCTS, BINDING AGENTS	43,571	0.44	0	43,571
CAUSTIC SODA	74,789	0.76	0	74,789
XYLENE, TOLUENE, BENZENE, ETC.	115,635	1.17	49,385	66,250
OTHER LIQUID BULK	212,701	2.15	22,323	190,378
<b>TOTAL</b>	<b>7,764,105</b>	<b>78.44</b>	<b>1,080,222</b>	<b>6,683,883</b>
<b>SOLID BULK USING SPECIAL INSTALLATIONS</b>				
AMMONIUM, POTASSIUM, CALCIUM, ETC. CARBONATES	11,219	0.11	0	11,219
BULK CEMENT AND CLINKER	338,609	3.42	48,906	289,703
POTASSIUM CHLORIDE	2,157	0.02	0	2,157
SOYA BEANS	1,271,487	12.84	0	1,271,487
DRIED SHELLED PULSES	89,637	0.91	0	89,637
MAIZE	272,505	2.75	0	272,505
IRON ORE, ROASTED PYRITES	21,321	0.22	21,321	0
BEET PULP	12,443	0.13	0	12,443
SORGHUM	14,509	0.15	0	14,509
WHEAT	81,250	0.82	0	81,250
OTHER SOLID BULKS USING SPECIAL INSTALLATIONS	19,519	0.20	1	19,518
<b>TOTAL</b>	<b>2,134,656</b>	<b>21.56</b>	<b>70,228</b>	<b>2,064,428</b>
<b>SOLID BULK WITHOUT SPECIAL INSTALLATIONS</b>				
NATURAL ANIMAL FERTILISERS	0	0.00	0	0
NON-DEHYDRATED ALFALFA	0	0.00	0	0



Cargo	Total		Domestic (T)	Foreign (T)
	Tonnes	%		
<b>Total discharged</b>	<b>9,898,761</b>	<b>100.00</b>	<b>1,150,450</b>	<b>8,748,311</b>
KAOLIN AND OTHER KAOLIN CLAYS	0	0.00	0	0
COAL	0	0.00	0	0
SCRAP IRON	0	0.00	0	0
PETROLEUM COKE	0	0.00	0	0
SOYA FLOUR	0	0.00	0	0
ALUMINIUM ORES, BAUXITE	0	0.00	0	0
PERLITE, VERMICULITE, SEPIOLITE	0	0.00	0	0
PULPS, CAKES AND FLOURS	0	0.00	0	0
COMMON SALT	0	0.00	0	0
POWDERED GLASS	0	0.00	0	0
OTHER	0	0.00	0	0
<b>TOTAL</b>	<b>0</b>	<b>0.00</b>	<b>0</b>	<b>0</b>
<b>GENERAL CARGO</b>				
OLIVES, UNFROZEN PREPARED PULSES	0	0.00	0	0
STEEL SHEETS	0	0.00	0	0
INORGANIC ACIDS	0	0.00	0	0
MINERAL WATER	0	0.00	0	0
RAW COTTON	0	0.00	0	0
AIR CONDITIONING DEVICES	0	0.00	0	0
WALL TILES	0	0.00	0	0
BULK COCOA BEANS	0	0.00	0	0
COFFEE	0	0.00	0	0
CARDBOARD AND PAPER	0	0.00	0	0
UNTREATED NATURAL RUBBER	0	0.00	0	0
SYNTHETIC RUBBER	0	0.00	0	0
SCRAP IRON OR STEEL	0	0.00	0	0
NEW AUTOMOBILES	0	0.00	0	0
DETERGENTS	0	0.00	0	0
PERSONAL GOODS	0	0.00	0	0
SYNTHETIC SPUN FABRICS	0	0.00	0	0
COMMON SOAP	0	0.00	0	0
EMPTY CRATES, REELS AND WOODEN BOXES	0	0.00	0	0
DRIED PULSES AND VEGETABLES	0	0.00	0	0
CUT TIMBER (NON-CONIFEROUS)	0	0.00	0	0
PLASTIC MANUFACTURED GOODS	0	0.00	0	0
SPECIALISED MACHINERY	0	0.00	0	0
MARBLE	0	0.00	0	0
USED PAPER	0	0.00	0	0
COATED PAPER AND CARDBOARD	0	0.00	0	0
VEHICLE PARTS AND ACCESSORIES	0	0.00	0	0
COCOA PASTE	0	0.00	0	0
FROZEN FISH	0	0.00	0	0
BANANAS	0	0.00	0	0
ETHYLENE POLYMERS	0	0.00	0	0
FOOD PREPARATIONS	0	0.00	0	0
CHEMICAL PRODUCTS, DITHIONITES	0	0.00	0	0
INORGANIC CHEMICAL PRODUCTS	0	0.00	0	0
ORGANIC-INORGANIC CHEMICAL PRODUCTS	0	0.00	0	0
CAST GLASS	0	0.00	0	0
PACKAGED WINE	0	0.00	0	0
MISCELLANEOUS CARGO	0	0.00	0	0
<b>TOTAL</b>	<b>0</b>	<b>0.00</b>	<b>0</b>	<b>0</b>

#### 4.3.2.2. Loaded on private wharves and berths

Cargo	Total		Domestic (T)	Foreign (T)
	Tonnes	%		
<b>Total loaded</b>	<b>2,461,286</b>	<b>100.00</b>	<b>569,347</b>	<b>1,891,939</b>
<b>LIQUID BULK</b>				
COCONUT OIL (COPRA), CABBAGE-PALM OIL	310	0.01	25	285
BULK PALM OIL	1,960	0.08	0	1,960
BULK SOYA OIL	128,879	5.24	0	128,879
SULPHURIC ACID	1,102	0.04	892	210
COMPOUNDS WITH NITRILE FUNCTIONS	60	0.00	0	60
FUEL-OIL	2,949	0.12	2,949	0
NATURAL GAS	0	0.00	0	0
GAS-OIL	4,120	0.17	3,405	715
PETROL	239	0.01	227	12
LUBRICANTS	1	0.00	0	1
MOLASSES	246	0.01	242	4
METHANOL, PROPANOL, BUTANOL	8,515	0.35	66	8,449
CHEMICAL PRODUCTS, BINDING AGENTS	1,100	0.04	0	1,100
CAUSTIC SODA	122,348	4.97	77,183	45,165

Cargo	Total		Domestic (T)	Foreign (T)
	Tonnes	%		
<b>Total loaded</b>	<b>2,461,286</b>	<b>100.00</b>	<b>569,347</b>	<b>1,891,939</b>
XYLENE, TOLUENE, BENZENE, ETC.	912	0.04	60	852
OTHER LIQUID BULK	8,094	0.33	3,704	4,390
<b>TOTAL</b>	<b>280,835</b>	<b>11.41</b>	<b>88,753</b>	<b>192,082</b>
<b>SOLID BULK USING SPECIAL INSTALLATIONS</b>				
AMMONIUM, POTASSIUM, CALCIUM, ETC. CARBONATES	0	0.00	0	0
BULK CEMENT AND CLINKER	1,936,148	78.66	409,870	1,526,278
POTASSIUM CHLORIDE	213,785	8.69	50,206	163,579
SOYA BEANS	0	0.00	0	0
DRIED SHELLED PULSES	0	0.00	0	0
MAIZE	0	0.00	0	0
IRON ORE, ROASTED PYRITES	0	0.00	0	0
BEET PULP	0	0.00	0	0
SORGHUM	0	0.00	0	0
WHEAT	0	0.00	0	0
OTHER SOLID BULKS USING SPECIAL INSTALLATIONS	30,518	1.24	20,518	10,000
<b>TOTAL</b>	<b>2,180,451</b>	<b>88.59</b>	<b>480,594</b>	<b>1,699,857</b>
<b>SOLID BULK WITHOUT SPECIAL INSTALLATIONS</b>				
NATURAL ANIMAL FERTILISERS	0	0.00	0	0
NON-DEHYDRATED ALFALFA	0	0.00	0	0
KAOLIN AND OTHER KAOLIN CLAYS	0	0.00	0	0
COAL	0	0.00	0	0
SCRAP IRON	0	0.00	0	0
PETROLEUM COKE	0	0.00	0	0
SOYA FLOUR	0	0.00	0	0
ALUMINIUM ORE, BAUXITE	0	0.00	0	0
PRELATE, VERMICULITE, SEPIOLITE	0	0.00	0	0
PULPS, CAKES AND FLOURS	0	0.00	0	0
COMMON SALT	0	0.00	0	0
POWDERED GLASS	0	0.00	0	0
OTHER	0	0.00	0	0
<b>TOTAL</b>	<b>0</b>	<b>0.00</b>	<b>0</b>	<b>0</b>
<b>GENERAL CARGO</b>				
OLIVES, UNFROZEN PREPARED PULSES	0	0.00	0	0
STEEL SHEETS	0	0.00	0	0
INORGANIC ACIDS	0	0.00	0	0
MINERAL WATER	0	0.00	0	0
RAW COTTON	0	0.00	0	0
AIR CONDITIONING DEVICES	0	0.00	0	0
WALL TILES	0	0.00	0	0
BULK COCOA BEANS	0	0.00	0	0
COFFEE	0	0.00	0	0
CARDBOARD AND PAPER	0	0.00	0	0
UNTREATED NATURAL RUBBER	0	0.00	0	0
SYNTHETIC RUBBER	0	0.00	0	0
SCRAP IRON OR STEEL	0	0.00	0	0
NEW AUTOMOBILES	0	0.00	0	0
DETERGENTS	0	0.00	0	0
PERSONAL GOODS	0	0.00	0	0
SYNTHETIC SPUN FABRICS	0	0.00	0	0
COMMON SOAP	0	0.00	0	0
EMPTY CRATES, REELS AND WOODEN BOXES	0	0.00	0	0
DRIED PULSES AND VEGETABLES	0	0.00	0	0
CUT TIMBER (NON-CONIFEROUS)	0	0.00	0	0
PLASTIC MANUFACTURED GOODS	0	0.00	0	0
SPECIALISED MACHINERY	0	0.00	0	0
MARBLE	0	0.00	0	0
USED PAPER	0	0.00	0	0
COATED PAPER AND CARDBOARD	0	0.00	0	0
VEHICLE PARTS AND ACCESSORIES	0	0.00	0	0
COCOA PASTE	0	0.00	0	0
FROZEN FISH	0	0.00	0	0
BANANAS	0	0.00	0	0
ETHYLENE POLYMERS	0	0.00	0	0
FOOD PREPARATIONS	0	0.00	0	0
CHEMICAL PRODUCTS, DITHIONITES	0	0.00	0	0
INORGANIC CHEMICAL PRODUCTS	0	0.00	0	0
ORGANIC-INORGANIC CHEMICAL PRODUCTS	0	0.00	0	0
CAST GLASS	0	0.00	0	0
PACKAGED WINE	0	0.00	0	0
MISCELLANEOUS CARGO	0	0.00	0	0
<b>TOTAL</b>	<b>0</b>	<b>0.00</b>	<b>0</b>	<b>0</b>

### 4.3.2.3. Total discharged and loaded on private wharves and berths

Cargo	Total		Domestic (T)	Foreign (T)
	Tonnes	%		
<b>Total discharged and loaded</b>	<b>12,360,047</b>	<b>100.00</b>	<b>1,719,797</b>	<b>10,640,250</b>
<b>LIQUID BULK</b>				
COCONUT OIL (COPRA), CABBAGE-PALM OIL	90,268	0.73	25	90,243
BULK PALM OIL	144,665	1.17	0	144,665
BULK SOYA OIL	129,575	1.05	18	129,557
SULPHURIC ACID	84,209	0.68	45,273	38,936
COMPOUNDS WITH NITRILE FUNCTIONS	38,162	0.31	0	38,162
FUEL-OIL	404,621	3.27	404,621	0
NATURAL GAS	4,345,537	35.16	128,379	4,217,158
GAS-OIL	1,379,628	11.16	233,471	1,146,157
PETROL	575,590	4.66	202,788	372,802
LUBRICANTS	40,930	0.33	0	40,930
MOLASSES	119,366	0.97	242	119,124
METHANOL, PROPANOL, BUTANOL	113,239	0.92	1,503	111,736
CHEMICAL PRODUCTS, BINDING AGENTS	44,671	0.36	0	44,671
CAUSTIC SODA	197,137	1.59	77,183	119,954
XYLENE, TOLUENE, BENZENE, ETC.	116,547	0.94	49,445	67,102
OTHER LIQUID BULK	220,795	1.79	26,027	194,768
<b>TOTAL</b>	<b>8,044,940</b>	<b>65.09</b>	<b>1,168,975</b>	<b>6,875,965</b>
<b>SOLID BULK USING SPECIAL INSTALLATIONS</b>				
AMMONIUM, POTASSIUM, CALCIUM, ETC. CARBONATES	11,219	0.09	0	11,219
BULK CEMENT AND CLINKER	2,274,757	18.40	458,776	1,815,981
POTASSIUM CHLORIDE	215,942	1.75	50,206	165,736
SOYA BEANS	1,271,487	10.29	0	1,271,487
DRIED SHELLED PULSES	89,637	0.73	0	89,637
MAIZE	272,505	2.20	0	272,505
IRON ORE, ROASTED PYRITES	21,321	0.17	21,321	0
BEET PULP	12,443	0.10	0	12,443
SORGHUM	14,509	0.12	0	14,509
WHEAT	81,250	0.66	0	81,250
OTHER SOLID BULKS USING SPECIAL INSTALLATIONS	50,037	0.40	20,519	29,518
<b>TOTAL</b>	<b>4,315,107</b>	<b>34.91</b>	<b>550,822</b>	<b>3,764,285</b>
<b>SOLID BULK WITHOUT SPECIAL INSTALLATIONS</b>				
NATURAL ANIMAL FERTILISERS	0	0.00	0	0
NON-DEHYDRATED ALFALFA	0	0.00	0	0
KAOLIN AND OTHER KAOLIN CLAYS	0	0.00	0	0
COAL	0	0.00	0	0
SCRAP IRON	0	0.00	0	0
PETROLEUM COKE	0	0.00	0	0
SOYA FLOUR	0	0.00	0	0
ALUMINIUM ORE, BAUXITE	0	0.00	0	0
PERLITE, VERMICULITE, SEPIOLITE	0	0.00	0	0
PULPS, CAKES AND FLOURS	0	0.00	0	0
COMMON SALT	0	0.00	0	0
POWDERED GLASS	0	0.00	0	0
OTHER	0	0.00	0	0
<b>TOTAL</b>	<b>0</b>	<b>0.00</b>	<b>0</b>	<b>0</b>
<b>GENERAL CARGO</b>				
OLIVES, UNFROZEN PREPARED PULSES	0	0.00	0	0
STEEL SHEETS	0	0.00	0	0
INORGANIC ACIDS	0	0.00	0	0
MINERAL WATER	0	0.00	0	0
RAW COTTON	0	0.00	0	0
AIR CONDITIONING DEVICES	0	0.00	0	0
WALL TILES	0	0.00	0	0
BULK COCOA BEANS	0	0.00	0	0
COFFEE	0	0.00	0	0
CARDBOARD AND PAPER	0	0.00	0	0
UNTREATED NATURAL RUBBER	0	0.00	0	0
SYNTHETIC RUBBER	0	0.00	0	0
SCRAP IRON OR STEEL	0	0.00	0	0
NEW AUTOMOBILES	0	0.00	0	0
DETERGENTS	0	0.00	0	0
PERSONAL GOODS	0	0.00	0	0
SYNTHETIC SPUN FABRICS	0	0.00	0	0
COMMON SOAP	0	0.00	0	0
EMPTY CRATES, REELS AND WOODEN BOXES	0	0.00	0	0
DRIED PULSES AND VEGETABLES	0	0.00	0	0
CUT TIMBER (NON-CONIFEROUS)	0	0.00	0	0
PLASTIC MANUFACTURED GOODS	0	0.00	0	0
SPECIALISED MACHINERY	0	0.00	0	0
MARBLE	0	0.00	0	0
USED PAPER	0	0.00	0	0
COATED PAPER AND CARDBOARD	0	0.00	0	0

Cargo	Total		Domestic (T)	Foreign (T)
	Tonnes	%		
<b>Total discharged and loaded</b>	<b>12,360,047</b>	<b>100.00</b>	<b>1,719,797</b>	<b>10,640,250</b>
VEHICLE PARTS AND ACCESSORIES	0	0.00	0	0
COCOA PASTE	0	0.00	0	0
FROZEN FISH	0	0.00	0	0
BANANAS	0	0.00	0	0
ETHYLENE POLYMERS	0	0.00	0	0
FOOD PREPARATIONS	0	0.00	0	0
CHEMICAL PRODUCTS, DITHIONITES	0	0.00	0	0
INORGANIC CHEMICAL PRODUCTS	0	0.00	0	0
ORGANIC-INORGANIC CHEMICAL PRODUCTS	0	0.00	0	0
CAST GLASS	0	0.00	0	0
PACKAGED WINE	0	0.00	0	0
MISCELLANEOUS CARGO	0	0.00	0	0
<b>TOTAL</b>	<b>0</b>	<b>0.00</b>	<b>0</b>	<b>0</b>

#### 4.3.3. Discharged and loaded during the year

##### 4.3.3.1. Total discharged

Cargo	Total		Domestic (T)	Foreign (T)
	Tonnes	%		
<b>Total discharged</b>	<b>15,489,368</b>	<b>100.00</b>	<b>1,860,901</b>	<b>13,628,467</b>
<b>LIQUID BULK</b>				
COCONUT OIL (COPRA), CABBAGE-PALM OIL	89,958	0.58	0	89,958
BULK PALM OIL	142,705	0.92	0	142,705
BULK SOYA OIL	696	0.00	18	678
SULPHURIC ACID	83,107	0.54	44,381	38,726
COMPOUNDS WITH NITRILE FUNCTIONS	38,102	0.25	0	38,102
FUEL-OIL	401,672	2.59	401,672	0
NATURAL GAS	4,345,537	28.05	128,379	4,217,158
GAS-OIL	1,375,508	8.88	230,066	1,145,442
PETROL	575,351	3.71	202,561	372,790
LUBRICANTS	40,929	0.26	0	40,929
MOLASSES	119,120	0.77	0	119,120
METHANOL, PROPANOL, BUTANOL	104,724	0.68	1,437	103,287
CHEMICAL PRODUCTS, BINDING AGENTS	43,571	0.28	0	43,571
CAUSTIC SODA	74,789	0.48	0	74,789
XYLENE, TOLUENE, BENZENE, ETC.	115,635	0.75	49,385	66,250
OTHER LIQUID BULK	212,701	1.37	22,323	190,378
<b>TOTAL</b>	<b>7,764,105</b>	<b>50.13</b>	<b>1,080,222</b>	<b>6,683,883</b>
<b>SOLID BULK USING SPECIAL INSTALLATIONS</b>				
AMMONIUM, POTASSIUM, CALCIUM, ETC. CARBONATES	11,219	0.07	0	11,219
BULK CEMENT AND CLINKER	338,609	2.19	48,906	289,703
POTASSIUM CHLORIDE	2,157	0.01	0	2,157
SOYA BEANS	1,271,487	8.21	0	1,271,487
DRIED SHELLLED PULSES	89,637	0.58	0	89,637
MAIZE	272,505	1.76	0	272,505
IRON ORE, ROASTED PYRITES	21,321	0.14	21,321	0
BEET PULP	12,443	0.08	0	12,443
SORGHUM	14,509	0.09	0	14,509
WHEAT	81,250	0.52	0	81,250
OTHER SOLID BULKS USING SPECIAL INSTALLATIONS	19,519	0.13	1	19,518
<b>TOTAL</b>	<b>2,134,656</b>	<b>13.78</b>	<b>70,228</b>	<b>2,064,428</b>
<b>SOLID BULK WITHOUT SPECIAL INSTALLATIONS</b>				
NATURAL ANIMAL FERTILISERS	25,750	0.17	0	25,750
NON-DEHYDRATED ALFALFA	0	0.00	0	0
KAOLIN AND OTHER KAOLIN CLAYS	20,000	0.13	0	20,000
COAL	47,654	0.31	0	47,654
SCRAP IRON	26,566	0.17	0	26,566
PETROLEUM COKE	276,417	1.78	0	276,417
SOYA FLOUR	0	0.00	0	0
ALUMINIUM ORES, BAUXITE	23,211	0.15	0	23,211
PERLITE, VERMICULITE, SEPIOLITE	35,530	0.23	0	35,530
PULPS, CAKES AND FLOURS	0	0.00	0	0
COMMON SALT	21,396	0.14	21,396	0
POWDERED GLASS	27,489	0.18	0	27,489
OTHER	0	0.00	1,860	42,691
<b>TOTAL</b>	<b>548,564</b>	<b>3.54</b>	<b>23,256</b>	<b>525,308</b>
<b>GENERAL CARGO</b>				
OLIVES, UNFROZEN PREPARED PULSES	22,273	0.14	0	22,273
STEEL SHEETS	425,064	2.74	0	425,064
INORGANIC ACIDS	24,568	0.16	0	24,568
MINERAL WATER	29,807	0.19	96	29,711
RAW COTTON	66,561	0.43	0	66,561

Cargo	Total		Domestic (T)	Foreign (T)
	Tonnes	%		
<b>Total discharged</b>	<b>15,489,368</b>	<b>100.00</b>	<b>1,860,901</b>	<b>13,628,467</b>
AIR CONDITIONING DEVICES	18,411	0.12	1	18,410
WALL TILES	81,228	0.52	147	81,081
BULK COCOA BEANS	22,415	0.14	81	22,334
COFFEE	196,091	1.27	780	195,311
CARDBOARD AND PAPER	39,947	0.26	115	39,832
UNTREATED NATURAL RUBBER	35,860	0.23	2	35,858
SYNTHETIC RUBBER	24,372	0.16	0	24,372
SCRAP IRON OR STEEL	47,723	0.31	46,359	1,364
NEW AUTOMOBILES	177,255	1.14	12,768	164,487
DETERGENTS	3,854	0.02	148	3,706
PERSONAL GOODS	14,357	0.09	4,244	10,113
SYNTHETIC SPUN FABRICS	23,795	0.15	0	23,795
COMMON SOAP	777	0.01	100	677
EMPTY CRATES, REELS AND WOODEN BOXES	18,680	0.12	6,950	11,730
DRIED PULSES AND VEGETABLES	19,641	0.13	0	19,641
CUT TIMBER (NON-CONIFEROUS)	54,191	0.35	117	54,074
PLASTIC MANUFACTURED GOODS	46,908	0.30	988	45,920
SPECIALISED MACHINERY	5,590	0.04	2,597	2,993
MARBLE	21,057	0.14	0	21,057
USED PAPER	44,176	0.29	7,887	36,289
COATED PAPER AND CARDBOARD	1,240	0.01	0	1,240
VEHICLE PARTS AND ACCESSORIES	37,800	0.24	48	37,752
COCOA PASTE	22,658	0.15	0	22,658
FROZEN FISH	32,536	0.21	2,295	30,241
BANANAS	75,672	0.49	43,031	32,641
ETHYLENE POLYMERS	30,502	0.20	126	30,376
FOOD PREPARATIONS	16,516	0.11	2,574	13,942
CHEMICAL PRODUCTS, DITHIONITES	26,624	0.17	0	26,624
INORGANIC CHEMICAL PRODUCTS	51,002	0.33	0	51,002
ORGANIC-INORGANIC CHEMICAL PRODUCTS	36,643	0.24	0	36,643
CAST GLASS	26,315	0.17	25	26,290
PACKAGED WINE	27,159	0.18	290	26,869
MISCELLANEOUS CARGO	3,192,775	20.61	555,426	2,637,349
<b>TOTAL</b>	<b>5,042,043</b>	<b>32.55</b>	<b>687,195</b>	<b>4,354,848</b>

#### 4.3.3.2. Total loaded

Cargo	Total		Domestic (T)	Foreign (T)
	Tonnes	%		
<b>Total Loaded</b>	<b>9,397,958</b>	<b>100.00</b>	<b>2,636,419</b>	<b>6,761,539</b>
<b>LIQUID BULK</b>				
COCONUT OIL (COPRA), CABBAGE-PALM OIL	310	0.00	25	285
BULK PALM OIL	1,960	0.02	0	1,960
BULK SOYA OIL	128,879	1.37		128,879
SULPHURIC ACID	1,102	0.01	892	210
COMPOUNDS WITH NITRILE FUNCTIONS	60	0.00	0	60
FUEL-OIL	2,949	0.03	2,949	0
NATURAL GAS	0	0.00	0	0
GAS-OIL	4,120	0.04	3,405	715
PETROL	239	0.00	227	12
LUBRICANTS	1	0.00	0	1
MOLASSES	246	0.00	242	4
METHANOL, PROPANOL, BUTANOL	8,515	0.09	66	8,449
CHEMICAL PRODUCTS, BINDING AGENTS	1,100	0.01	0	1,100
CAUSTIC SODA	122,348	1.30	77,183	45,165
XYLENE, TOLUENE, BENZENE, ETC.	912	0.01	60	852
OTHER LIQUID BULK	8,094	0.09	3,704	4,390
<b>TOTAL</b>	<b>280,835</b>	<b>2.99</b>	<b>88,753</b>	<b>192,082</b>
<b>SOLID BULK USING SPECIAL INSTALLATIONS</b>				
AMMONIUM, POTASSIUM, CALCIUM, ETC. CARBONATES	0	0.00	0	0
BULK CEMENT AND CLINKER	1,936,148	20.60	409,870	1,526,278
POTASSIUM CHLORIDE	213,785	2.27	50,206	163,579
SOYA BEANS	0	0.00	0	0
DRIED SHELLED PULSES	0	0.00	0	0
MAIZE	0	0.00	0	0
IRON ORE, ROASTED PYRITES	0	0.00	0	0
BEET PULP	0	0.00	0	0
SORGHUM	0	0.00	0	0
WHEAT	0	0.00	0	0
OTHER SOLID BULK WITH SPECIAL INSTALLATIONS	30,518	0.00	20,518	10,000
<b>TOTAL</b>	<b>2,180,451</b>	<b>23.20</b>	<b>480,594</b>	<b>1,699,857</b>
<b>SOLID BULK WITHOUT SPECIAL INSTALLATIONS</b>				
NATURAL ANIMAL FERTILISERS	187,583	2.00	9,996	177,587
NON-DEHYDRATED ALFALFA	1,541	0.02	0	1,541

Cargo	Total		Domestic (T)	Foreign (T)
	Tonnes	%		
<b>Total Loaded</b>	<b>9,397,958</b>	<b>100.00</b>	<b>2,636,419</b>	<b>6,761,539</b>
KAOLIN AND OTHER KAOLIN CLAYS	0	0.00	0	0
COAL	0	0.00	0	0
SCRAP IRON	0	0.00	0	0
PETROLEUM COKE	0	0.00	0	0
SOYA FLOUR	9,737	0.10	4,188	5,549
ALUMINIUM ORE, BAUXITE	0	0.00	0	0
PERLITE, VERMICULITE, SEPIOLITE	0	0.00	0	0
PULPS, CAKES AND FLOURS	1,848	0.02	0	1,848
COMMON SALT	12,684	0.13	2,684	10,000
POWDERED GLASS	0	0.00	0	0
OTHER	0	0.00	0	0
<b>TOTAL</b>	<b>213,393</b>	<b>2.27</b>	<b>16,868</b>	<b>196,525</b>
<b>GENERAL CARGO</b>				
OLIVES, UNFROZEN PREPARED PULSES	29,797	0.32	2,289	27,508
STEEL SHEETS	7,406	0.08	556	6,850
INORGANIC ACIDS	7,177	0.08	60	7,117
MINERAL WATER	84,125	0.90	54,428	29,697
RAW COTTON	11,770	0.13	12	11,758
AIR CONDITIONING DEVICES	3,851	0.04	662	3,189
WALL TILES	182,712	1.94	22,920	159,792
BULK COCOA BEANS	1,131	0.01	94	1,037
COFFEE	33,217	0.35	2,860	30,357
CARDBOARD AND PAPER	58,339	0.62	6,782	51,557
UNTREATED NATURAL RUBBER	1,997	0.02	25	1,972
SYNTHETIC RUBBER	11,199	0.12	45	11,154
SCRAP IRON OR STEEL	1,670	0.02	1	1,669
NEW AUTOMOBILES	411,530	4.38	62,751	348,779
DETERGENTS	91,101	0.97	22,530	68,571
PERSONAL GOODS	243,625	2.59	74,840	168,785
SYNTHETIC SPUN FABRICS	3,002	0.03	1	3,001
COMMON SOAP	69,757	0.74	66,459	3,298
EMPTY CAGES, REEL AND WOODEN BOXES	1,679	0.02	1,008	671
DRIED PULSES AND VEGETABLES	17,103	0.18	11	17,092
CUT TIMBER (NON-CONIFEROUS)	1,944	0.02	661	1,283
PLASTIC MANUFACTURED GOODS	45,113	0.48	8,733	36,380
SPECIALISED MACHINERY	64,295	0.68	63,560	735
MARBLE	26,841	0.29	1,307	25,534
USED PAPER	12,385	0.13	1,241	11,144
COATED PAPER AND CARDBOARD	145,162	1.54	3,032	142,130
VEHICLE PARTS AND ACCESSORIES	94,566	1.01	4,048	90,518
COCOA PASTE	1,150	0.01	133	1,017
FROZEN FISH	13,016	0.14	2,359	10,657
BANANAS	415	0.00	350	65
ETHYLENE POLYMERS	96,413	1.03	3,363	93,050
FOOD PREPARATIONS	102,910	1.10	93,315	9,595
CHEMICAL PRODUCTS, DITHIONITES	7,054	0.08	22	7,032
INORGANIC CHEMICAL PRODUCTS	42,400	0.45	2	42,398
ORGANIC-INORGANIC CHEMICAL PRODUCTS	9,338	0.10	83	9,255
CAST GLASS	9,237	0.10	8,792	445
PACKAGED WINE	133,253	1.42	38,806	94,447
MISCELLANEOUS CARGO	4,645,599	49.43	1,502,063	3,143,536
<b>TOTAL</b>	<b>6,723,279</b>	<b>71.54</b>	<b>2,050,204</b>	<b>4,673,075</b>

#### 4.3.3.3. Total discharged and loaded

Cargo	Total		Domestic (T)	Foreign (T)
	Tonnes	%		
<b>Total discharged and loaded</b>	<b>24,887,326</b>	<b>100.00</b>	<b>4,497,320</b>	<b>20,390,006</b>
<b>LIQUID BULK</b>				
COCONUT OIL (COPRA), CABBAGE-PALM OIL	90,268	0.36	25	90,243
BULK PALM OIL	144,665	0.58	0	144,665
BULK SOYA OIL	129,575	0.52	18	129,557
SULPHURIC ACID	84,209	0.34	45,273	38,936
COMPOUNDS WITH NITRILE FUNCTIONS	38,162	0.15	0	38,162
FUEL-OIL	404,621	1.63	404,621	0
NATURAL GAS	4,345,537	17.46	128,379	4,217,158
GAS-OIL	1,379,628	5.54	233,471	1,146,157
PETROL	575,590	2.31	202,788	372,802
LUBRICANTS	40,930	0.16	0	40,930
MOLASSES	119,366	0.48	242	119,124
METHANOL, PROPANOL, BUTANOL	113,239	0.46	1,503	111,736
CHEMICAL PRODUCTS, BINDING AGENTS	44,671	0.18	0	44,671
CAUSTIC SODA	197,137	0.79	77,183	119,954
XYLENE, TOLUENE, BENZENE, ETC.	116,547	0.47	49,445	67,102

Cargo	Total		Domestic (T)	Foreign (T)
	Tonnes	%		
<b>Total discharged and loaded</b>	<b>24,887,326</b>	<b>100.00</b>	<b>4,497,320</b>	<b>20,390,006</b>
OTHER LIQUID BULK	220,795	0.89	26,027	194,768
<b>TOTAL</b>	<b>8,044,940</b>	<b>32.33</b>	<b>1,168,975</b>	<b>6,875,965</b>
<b>SOLID LIQUID BULK USING SPECIAL INSTALLATIONS</b>				
AMMONIUM CARBONATE, POTASSIUM, CALCIUM, ETC.	11,219	0.05	0	11,219
BULK CEMENT AND CLINKER	2,274,757	9.14	458,776	1,815,981
POTASSIUM CHLORIDE	215,942	0.87	50,206	165,736
SOYA BEANS	1,271,487	5.11	0	1,271,487
DRIED SHELLED PULSES	89,637	0.36	0	89,637
MAIZE	272,505	1.09	0	272,505
IRON ORE, ROASTED PYRITES	21,321	0.09	21,321	0
BEET PULP	12,443	0.05	0	12,443
SORGHUM	14,509	0.06	0	14,509
WHEAT	81,250	0.33	0	81,250
OTHER SOLID BULKS USING SPECIAL INSTALLATIONS	50,037	0.20	20,519	29,518
<b>TOTAL</b>	<b>4,315,107</b>	<b>17.34</b>	<b>550,822</b>	<b>3,764,285</b>
<b>SOLID BULK WITHOUT SPECIAL INSTALLATIONS</b>				
NATURAL ANIMAL FERTILISERS	213,333	0.86	9,996	203,337
NON-DEHYDRATED ALFALFA	1,541	0.01	0	1,541
KAOLIN AND OTHER KAOLIN CLAYS	20,000	0.08	0	20,000
COAL	47,654	0.19	0	47,654
SCRAP IRON	26,566	0.11	0	26,566
PETROLEUM COKE	276,417	1.11	0	276,417
SOYA FLOUR	9,737	0.04	4,188	5,549
ALUMINIUM ORES, BAUXITE	23,211	0.09	0	23,211
PERLITE, VERMICULITE, SEPIOLITE	35,530	0.14	0	35,530
PULPS, CAKES AND FLOURS	1,848	0.01	0	1,848
COMMON SALT	34,080	0.14	24,080	10,000
POWDERED GLASS	27,489	0.11	0	27,489
OTHER	44,551	0.18	1,860	42,691
<b>TOTAL</b>	<b>761,957</b>	<b>3.06</b>	<b>40,124</b>	<b>721,833</b>
<b>GENERAL CARGO</b>				
OLIVES, UNFROZEN PREPARED PULSES	52,070	0.21	2,289	49,781
STEEL SHEETS	432,470	1.74	556	431,914
INORGANIC ACIDS	31,745	0.13	60	31,685
MINERAL WATER	113,932	0.46	54,524	59,408
RAW COTTON	78,331	0.31	12	78,319
AIR CONDITIONING DEVICES	22,262	0.09	663	21,599
WALL TILES	263,940	1.06	23,067	240,873
BULK COCOA BEANS	23,546	0.09	175	23,371
COFFEE	229,308	0.92	3,640	225,668
CARDBOARD AND PAPER	98,286	0.39	6,897	91,389
UNTREATED NATURAL RUBBER	37,857	0.15	27	37,830
SYNTHETIC RUBBER	35,571	0.14	45	35,526
SCRAP IRON OR STEEL	49,393	0.20	46,360	3,033
NEW AUTOMOBILES	588,785	2.37	75,519	513,266
DETERGENTS	94,955	0.38	22,678	72,277
PERSONAL GOODS	257,982	1.04	79,084	178,898
SYNTHETIC SPUN FABRICS	26,797	0.11	1	26,796
COMMON SOAP	70,534	0.28	66,559	3,975
EMPTY CAGES, REELS AND WOODEN BOXES	20,359	0.08	7,958	12,401
DRIED PULSES AND VEGETABLES	36,744	0.15	11	36,733
CUT TIMBER (NON-CONIFEROUS)	56,135	0.23	778	55,357
PLASTIC MANUFACTURED GOODS	92,021	0.37	9,721	82,300
SPECIALISED MACHINERY	69,885	0.28	66,157	3,728
MARBLE	47,898	0.19	1,307	46,591
USED PAPER	56,561	0.23	9,128	47,433
COATED PAPER AND CARDBOARD	146,402	0.59	3,032	143,370
VEHICLE PARTS AND ACCESSORIES	132,366	0.53	4,096	128,270
COCOA PASTE	23,808	0.10	133	23,675
FROZEN FISH	45,552	0.18	4,654	40,898
BANANAS	76,087	0.31	43,381	32,706
ETHYLENE POLYMERS	126,915	0.51	3,489	123,426
FOOD PREPARATIONS	119,426	0.48	95,889	23,537
CHEMICAL PRODUCTS, DITHIONITES	33,678	0.14	22	33,656
INORGANIC CHEMICAL PRODUCTS	93,402	0.38	2	93,400
ORGANIC-INORGANIC CHEMICAL PRODUCTS	45,981	0.18	83	45,898
CAST GLASS	35,552	0.14	8,817	26,735
PACKAGED WINE	160,412	0.64	39,096	121,316
MISCELLANEOUS CARGO	7,838,374	31.50	2,057,489	5,780,885
<b>TOTAL</b>	<b>11,765,322</b>	<b>47.27</b>	<b>2,737,399</b>	<b>9,027,923</b>

#### 4.3.4. Total cargo by nationality of ports of origin and destination (T)

Country	Discharged	Loaded	Total
GERMANY	48,592	59,913	108,505
ANGOLA	81	2,271	2,352
ANTIGUA AND BARBUDA	0	14	14
NETHERLANDS ANTILLES	0	92	92
SAUDI ARABIA	68,989	74,205	143,194
ALGERIA	3,025,933	235,561	3,261,494
ARGENTINA	180,366	238,650	419,016
AUSTRALIA	40,854	76,325	117,179
BAHAMAS	1	87	88
BAHRAIN	9,294	2,440	11,734
BANGLADESH	3,167	2,494	5,661
BARBADOS	0	108	108
BELGIUM	65,232	21,048	86,280
BENIN	2,077	92,435	94,512
BERMUDAS	0	5	5
BRAZIL	764,147	219,180	983,327
BRAZZAVILLE	0	2,007	2,007
BRUNEI	0	287	287
BULGARIA	76,747	2,730	79,477
CAMBODIA	0	301	301
CAMEROON	7,092	17,158	24,250
CANADA	307,466	68,820	376,286
CAPE VERDE	0	4	4
CHILE	31,162	43,814	74,976
CHINA	193,555	46,144	239,699
CYPRUS	10,032	32,020	42,052
COLOMBIA	7,443	34,136	41,579
COMOROS	0	261	261
SOUTH KOREA	101,229	55,418	156,647
CÔTE D'IVOIRE	109,962	331,331	441,293
COSTA RICA	31,008	7,704	38,712
CROATIA	1,565	87	1,652
CUBA	11,748	49,811	61,559
DENMARK	0	12,738	12,738
DJIBOUTI	9,059	2,575	11,634
ECUADOR	2,730	5,540	8,270
EGYPT	54,322	122,914	177,236
EL SALVADOR	186	5,740	5,926
UNITED ARAB EMIRATES	563,454	51,910	615,364
ERITREA	0	58	58
SPAIN	2,253,820	2,728,208	4,982,028
UNITED STATES	1,390,593	936,095	2,326,688
ESTONIA	282	642	924
ETHIOPIA	116	3,697	3,813
FIJI	60	154	214
PHILIPPINES	12,678	12,078	24,756
FINLAND	2,778	5,733	8,511
FRANCE	532,113	239,809	771,922
GABON	4	554	558
GAMBIA	0	597	597
GEORGIA	468	370	838
GHANA	10,458	355,921	366,379
GIBRALTAR	1	280	281
GREECE	182,884	217,324	400,208
GREENLAND	0	79	79
GUADELOUPE	7,867	797	8,664
GUAM	0	39	39
GUATEMALA	2,409	6,211	8,620
FRENCH GUIANA	0	20	20
GUINEA	1,673	2,358	4,031
EQUATORIAL GUINEA	666	933	1,599
GUYANA	0	22	22
HAITI	572	1,843	2,415
HONDURAS	3,123	3,709	6,832
HONG KONG	199,490	103,209	302,699
HUNGARY	0	52	52
U.S. VIRGIN ISLANDS	0	49	49
BRITISH VIRGIN ISLANDS	0	19	19
INDIA	116,219	68,039	184,258
INDONESIA	228,482	20,131	248,613
IRAN	1,365	24,929	26,294
IRELAND	0	27,545	27,545
ICELAND	0	116	116
ISRAEL	144,499	313,232	457,731
ITALY	1,489,674	272,384	1,762,058



Country	Discharged	Loaded	Total
JAMAICA	2,596	11,265	13,861
JAPAN	126,624	103,707	230,331
JORDAN	1,171	8,895	10,066
KENYA	64,070	13,532	77,602
KUWAIT	34	8,851	8,885
LATVIA	988	134	1,122
LEBANON	4,997	47,070	52,067
LIBERIA	5	68	73
LIBYA	872,853	7,043	879,896
LITHUANIA	0	397	397
MACAO	0	635	635
MALAYSIA	85,977	24,620	110,597
MALTA	81,569	76,132	157,701
MOROCCO	64,725	239,537	304,262
MARTINIQUE	0	494	494
MAURITIUS	2,595	2,486	5,081
MAURITANIA	0	71,291	71,291
MEXICO	64,774	97,826	162,600
MOZAMBIQUE	707	2,372	3,079
MYANMAR	0	56	56
NAMIBIA	0	54	54
NIGERIA	9,459	29,511	38,970
NORWAY	947	3,009	3,956
NEW ZEALAND	7,381	32,561	39,942
OMAN	0	2,704	2,704
NETHERLANDS	157,795	38,111	195,906
PALAU	0	27	27
PANAMA	4,248	2,735	6,983
PAPUA NEW GUINEA	0	342	342
PAKISTAN	80,908	16,143	97,051
PARAGUAY	157	2,193	2,350
PERU	1,848	21,501	23,349
POLAND	299	796	1,095
PORTUGAL	26,469	80,025	106,494
PUERTO RICO	26	5,820	5,846
QATAR	29,691	5,158	34,849
UNITED KINGDOM	326,941	105,978	432,919
DOMINICAN REPUBLIC	2,654	15,994	18,648
REPUBLIC OF SOUTH AFRICA	112,422	100,746	213,168
MADAGASCAR	2,414	1,050	3,464
REUNION	209	817	1,026
ROMANIA	39,463	8,102	47,565
RUSSIA	47,493	1,401	48,894
ST. VINCENT AND THE GRENADINES	1	12	13
SAO TOME AND PRINCIPE	14	74	88
SENEGAL	3,345	67,730	71,075
SIERRA LEONE	0	568	568
SINGAPORE	216,411	115,479	331,890
SYRIA	12,640	36,405	49,045
SLOVENIA	2,138	784	2,922
SRI LANKA	25,376	11,506	36,882
SUDAN	4,949	2,096	7,045
SWEDEN	48,553	18,065	66,618
THAILAND	26,709	25,414	52,123
TAIWAN (REPUBLIC OF CHINA)	72,103	62,384	134,487
TANZANIA	10,503	5,487	15,990
TOGO	1,112	66,551	67,663
TRINIDAD AND TOBAGO	8,000	1,399	9,399
TUNISIA	14,061	132,868	146,929
TURKEY	386,009	277,751	663,760
U.S.S.R.	1,208	4,303	5,511
UKRAINE	53,335	5,886	59,221
URUGUAY	23,713	74,795	98,508
VENEZUELA	24,808	21,432	46,240
VIETNAM	11,806	3,684	15,490
WESTERN SAHARA	0	12	12
YEMEN	27	2,673	2,700
YUGOSLAVIA	5,521	121	5,642
ZAIRE	1,258	3,557	4,815
OTHER	1,472	219	1,691
TOTAL	15,489,368	9,397,958	24,887,326

### 4.3.5. Transhipped cargo

(None)

### 4.3.6. Classification by tariff T-3 (T)

Tariff T-3	Domestic and foreign	Local traffic	Total
Group 1	3,319,190	0	3,319,190
Group 2	7,224,208	0	7,224,208
Group 3	3,849,930	0	3,849,930
Group 4	1,282,310	0	1,282,310
Group 5	6,662,268	0	6,662,268
Facilities	2,549,420	0	2,549,420
<b>TOTAL TARIFF T-3</b>	<b>24,887,326</b>	<b>0</b>	<b>24,887,326</b>

### 4.3.7. Classification of cargo by type (T)

Cargo	Domestic			Foreign			Total		
	Loaded	Discharged	Total	Loaded	Discharged	Total	Loaded	Discharged	Total
<b>ENERGY</b>	24,382	1,012,130	1,036,512	26,676	6,220,188	6,246,864	51,058	7,232,318	7,283,376
1 Crude oil	3	0	3	626	1,271	1,897	629	1,271	1,900
2 Fuel-oil	2,949	401,672	404,621	242	0	242	3,191	401,672	404,863
3 Gas-oil	3,598	230,066	233,664	769	1,145,442	1,146,211	4,367	1,375,508	1,379,875
4 Petrol	227	202,561	202,788	12	372,816	372,828	239	575,377	575,616
6 Other petroleum products	7,317	49	7,366	21,969	89,129	111,098	29,286	89,178	118,464
7 Petroleum fuel gases	9,661	49,385	59,046	1,074	67,180	68,254	10,735	116,565	127,300
35 Natural gas	54	128,379	128,433	0	4,217,159	4,217,159	54	4,345,538	4,345,592
12 Petroleum coals and coke	573	18	591	1,984	327,191	329,175	2,557	327,209	329,766
<b>IRON AND STEEL</b>	56,006	70,008	126,014	121,004	564,842	685,846	177,010	634,850	811,860
8 Iron ore	23	21,321	21,344	37	602	639	60	21,923	21,983
11 Scrap iron	1	46,359	46,360	1,690	27,934	29,624	1,691	74,293	75,984
13 Iron and steel products	55,982	2,328	58,310	119,277	536,306	655,583	175,259	538,634	713,893
<b>METALLURGY</b>	22,848	2,953	25,801	154,044	224,726	378,770	176,892	227,679	404,571
9 Pyrites	1	0	1	225	0	225	226	0	226
10 Other ores	19,014	2,772	21,786	117,877	173,186	291,063	136,891	175,958	312,849
36 Other metallurgy products	3,833	181	4,014	35,942	51,540	87,482	39,775	51,721	91,496
<b>FERTILISERS</b>	66,914	5	66,919	355,638	49,487	405,125	422,552	49,492	472,044
14 Phosphates	25	0	25	209	393	602	234	393	627
15 Potashes	60,204	1	60,205	342,113	2,157	344,270	402,317	2,158	404,475
16 Natural and artificial fertilisers	6,685	4	6,689	13,316	46,937	60,253	20,001	46,941	66,942
<b>CHEMICALS</b>	242,854	69,124	311,978	835,028	774,446	1,609,474	1,077,882	843,570	1,921,452
17 Chemical products	242,854	69,124	311,978	835,028	774,446	1,609,474	1,077,882	843,570	1,921,452
<b>CONSTRUCTION MATERIALS</b>	571,908	49,679	621,587	1,882,023	464,989	2,347,012	2,453,931	514,668	2,968,599
5 Asphalt	0	0	0	384	0	384	384	0	384
18 Cement and clinker	455,034	48,915	503,949	1,536,373	296,591	1,832,964	1,991,407	345,506	2,336,913
20 Construction materials	116,874	764	117,638	345,266	168,398	513,664	462,140	169,162	631,302
<b>AGRICULTURE AND FOOD</b>	731,399	77,443	808,842	788,508	2,968,155	3,756,663	1,519,907	3,045,598	4,565,505
21 Grain and flour	37,575	275	37,850	22,221	380,845	403,066	59,796	381,120	440,916
22 Soya beans and flour	208	0	208	0	1,271,600	1,271,600	208	1,271,600	1,271,808
23 Fruit, vegetables and pulses	34,067	45,880	79,947	47,988	128,530	176,518	82,055	174,410	256,465
24 Wines, drinks, alcohol and derivatives	217,134	7,354	224,488	172,802	114,728	287,530	389,936	122,082	512,018
27 Canned food	15,773	84	15,857	47,419	60,785	108,204	63,192	60,869	124,061
28 Tobacco, cocoa, coffee and spices	10,964	2,410	13,374	68,416	265,760	334,176	79,380	268,170	347,550
29 Oils and fats	16,653	1,861	18,514	194,538	300,633	495,171	211,191	302,494	513,685
30 Other food products	278,711	14,040	292,751	137,929	229,165	367,094	416,640	243,205	659,845
33 Frozen fish	2,359	2,298	4,657	10,674	30,265	40,939	13,033	32,563	45,596
37 Feedstuffs	117,955	3,241	121,196	86,521	185,844	272,365	204,476	189,085	393,561
<b>OTHER CARGO</b>	337,199	74,006	411,205	1,353,863	1,333,065	2,686,928	1,691,062	1,407,071	3,098,133
19 Wood and cork	17,142	284	17,426	53,748	104,916	158,664	70,890	105,200	176,090
25 Common salt	4,759	21,487	26,246	11,789	1,181	12,970	16,548	22,668	39,216
26 Paper and pulp	19,797	8,188	27,985	318,960	143,160	462,120	338,757	151,348	490,105
31 Machinery, equipment, tools, spares	130,020	6,328	136,348	326,796	259,423	586,219	456,816	265,751	722,567
34 Other cargo	165,481	37,719	203,200	642,570	824,385	1,466,955	808,051	862,104	1,670,155
<b>SPECIAL TRANSPORTS</b>	582,908	505,554	1,088,462	1,244,756	1,028,568	2,273,324	1,827,664	1,534,122	3,361,786
32 Automobiles and parts	69,885	13,201	83,086	474,366	232,486	706,852	544,251	245,687	789,938
38 Cargo truck platform tare (Ro-ro)	300,550	284,647	585,197	22,223	15,728	37,951	322,773	300,375	623,148
39 Container tare	212,473	207,706	420,179	748,167	780,354	1,528,521	960,640	988,060	1,948,700
40 Cargo in transit containers (TIC)	0	0	0	0	0	0	0	0	0
<b>TOTAL</b>	<b>2,636,418</b>	<b>1,860,902</b>	<b>4,497,320</b>	<b>6,761,540</b>	<b>13,628,466</b>	<b>20,390,006</b>	<b>9,397,958</b>	<b>15,489,368</b>	<b>24,887,326</b>

#### 4.3.7.bis. Classification of cargo on transit, entries and departures by sea, according to type

Cargo	Domestic discharges		Foreign discharges		Total transshipment loaded
	Loaded domestically	Loaded abroad	Loaded domestically	Loaded abroad	
<b>ENERGY</b>	0	150	11,447	7,692	19,289
1 Crude oil	0	0	1,000	605	1,605
2 Fuel-oil	0	0	0	0	0
3 Gas-oil	0	0	0	700	700
4 Petrol	0	0	12	12	24
6 Other petroleum products	0	150	7,162	4,417	11,729
7 Petroleum fuel gases	0	0	1,094	6	1,100
35 Natural gas	0	0	0	0	0
12 Petroleum coals and coke	0	0	2,179	1,952	4,131
<b>IRON AND STEEL</b>	2	49	30,122	28,272	58,445
8 Iron ore	0	0	43	14	57
11 Scrap iron	0	0	898	892	1,790
13 Iron and steel products	2	49	29,181	27,366	56,598
<b>METALLURGY</b>	0	113	45,387	39,988	85,488
9 Pyrites	0	0	0	0	0
10 Other ores	0	111	34,379	31,576	66,066
36 Other metallurgical products	0	2	11,008	8,412	19,422
<b>FERTILISERS</b>	0	35	8,122	8,378	16,535
14 Phosphates	0	0	219	185	404
15 Potashes	0	0	869	871	1,740
16 Natural and artificial fertilisers	0	35	7,034	7,322	14,391
<b>CHEMICALS</b>	0	131	147,571	121,130	268,832
17 Chemical products	0	131	147,571	121,130	268,832
<b>CONSTRUCTION MATERIALS</b>	0	1	112,547	98,993	211,541
5 Asphalt	0	0	0	0	0
18 Cement and clinker	0	0	6,853	6,694	13,547
20 Construction materials	0	1	105,694	92,299	197,994
<b>AGRICULTURE AND FOOD</b>	13	294	340,598	282,714	623,619
21 Grain and flour	0	0	9,574	7,483	17,057
22 Soya beans and flour	0	0	0	0	0
23 Fruit, vegetables and pulses	0	57	40,839	37,218	78,114
24 Wines, drinks, alcohol and derivatives	0	26	72,197	69,856	142,079
27 Canned food	0	0	37,580	33,098	70,678
28 Tobacco, cocoa, coffee and spices	0	0	55,688	32,839	88,527
29 Oils and fats	0	19	19,074	19,903	38,996
30 Other food products	0	74	75,221	56,569	131,864
33 Frozen fish	13	0	9,349	10,544	19,906
37 Animal feedstuffs	0	118	21,076	15,204	36,398
<b>OTHER CARGO</b>	28	161	335,893	438,426	774,508
19 Wood and cork	0	52	25,514	23,802	49,368
25 Common salt	0	0	847	725	1,572
26 Paper and pulp	0	0	56,323	50,449	106,772
31 Machinery, equipment, tools	9	53	59,558	48,009	107,629
34 Other cargo	19	56	193,651	315,441	509,167
<b>SPECIAL TRANSPORTS</b>	32	669	232,202	229,972	462,875
32 Automobiles and parts	4	459	26,133	28,787	55,383
38 Cargo truck platform tare (Ro-ro)	0	0	884	66	950
39 Container tare	28	210	205,185	201,119	406,542
40 Cargo in transit containers (TIC)	0	0	0	0	0
<b>TOTAL</b>	75	1,603	1,263,889	1,255,565	2,521,132

#### 4.3.8. Roll-on / Roll-off traffic (T)

	Domestic	Foreign	Total
Cargo loaded			
In containers	503,977	356,344	860,321
By other means	918,275	466,482	1,384,757
<b>TOTAL</b>	1,422,252	822,826	2,245,078
Cargo discharged			
In containers	129,876	111,380	241,256
By other means	343,903	248,286	592,189
<b>TOTAL</b>	473,779	359,666	833,445
Loaded and discharged cargo			
In containers	633,853	467,724	1,101,577
By other means	1,262,178	714,768	1,976,946
<b>TOTAL</b>	1,896,031	1,182,492	3,078,523

#### 4.4. Local or river traffic (T)

Wharves	Total	Loaded	Discharged
On service wharves or installations	0	0	0
On private wharves or installations	0	0	0
<b>TOTAL</b>	<b>0</b>	<b>0</b>	<b>0</b>

#### 4.5. Ship supplies

Ship supplies	Tonnes
Coal	0
Liquid fuels	297,916
Water	298,504
Ice	0
Miscellaneous	0
<b>TOTAL</b>	<b>596,420</b>

#### 4.6. Fish catches

	Weight (T)	Value at 1st sale (ptas)
Molluscs	92	60,307,930
Crustaceans	56	179,212,094
Fish	4,871	1,047,066,261
<b>TOTAL FRESH FISH</b>	<b>5,019</b>	<b>1,286,586,285</b>
Semi-cured cod	0	0
Frozen fish	0	0
<b>TOTAL FISH</b>	<b>5,019</b>	<b>1,286,586,285</b>

#### 4.7. Container traffic

##### 4.7.1. Containers over 10 and under 20 feet

	Domestic		Foreign		Total	
	Number	Tonnes	Number	Tonnes	Number	Tonnes
<b>LOADED</b>						
Full	0	0	0	0	0	0
Empty	0	0	0	0	0	0
<b>TOTAL</b>	<b>0</b>	<b>0</b>	<b>0</b>	<b>0</b>	<b>0</b>	<b>0</b>
<b>DISCHARGED</b>						
Full	0	0	0	0	0	0
Empty	0	0	0	0	0	0
<b>TOTAL</b>	<b>0</b>	<b>0</b>	<b>0</b>	<b>0</b>	<b>0</b>	<b>0</b>
<b>LOADED AND DISCHARGED</b>						
Full	0	0	0	0	0	0
Empty	0	0	0	0	0	0
<b>TOTAL</b>	<b>0</b>	<b>0</b>	<b>0</b>	<b>0</b>	<b>0</b>	<b>0</b>

##### 4.7.2. 20-foot containers

	Domestic		Foreign		Total	
	Number	Tonnes	Number	Tonnes	Number	Tonnes
<b>LOADED</b>						
Full	46,097	606,671	13,066	2,226,901	59,163	2,833,572
Empty	2,758	5,522	13,589	27,369	16,347	32,891
<b>TOTAL</b>	<b>48,855</b>	<b>612,193</b>	<b>26,655</b>	<b>2,254,270</b>	<b>75,510</b>	<b>2,866,463</b>
<b>DISCHARGED</b>						
Full	10,595	93,218	110,858	1,484,794	121,453	1,578,012
Empty	36,225	72,826	42,470	143,270	78,695	216,096
<b>TOTAL</b>	<b>46,820</b>	<b>166,044</b>	<b>153,328</b>	<b>1,628,064</b>	<b>200,148</b>	<b>1,794,108</b>
<b>LOADED AND DISCHARGED</b>						
Full	56,692	699,889	123,924	3,711,695	180,616	4,411,584
Empty	38,983	78,348	56,059	170,639	95,042	248,987
<b>TOTAL</b>	<b>95,675</b>	<b>778,237</b>	<b>179,983</b>	<b>3,882,334</b>	<b>275,658</b>	<b>4,660,571</b>

#### 4.7.3. Containers over 20 feet

	Domestic		Foreign		Total	
	Number	Tonnes	Number	Tonnes	Number	Tonnes
<b>LOADED</b>						
Full	26,867	510,282	99,740	1,781,188	126,607	2,291,470
Empty	1,607	6,203	15,932	59,547	17,539	65,750
<b>TOTAL</b>	<b>28,474</b>	<b>516,485</b>	<b>115,672</b>	<b>1,840,735</b>	<b>144,146</b>	<b>2,357,220</b>
<b>DISCHARGED</b>						
Full	6,298	86,412	81,201	1,484,794	87,499	1,571,206
Empty	22,304	88,329	35,685	143,270	57,989	231,599
<b>TOTAL</b>	<b>28,602</b>	<b>174,741</b>	<b>116,886</b>	<b>1,628,064</b>	<b>145,488</b>	<b>1,802,805</b>
<b>LOADED AND DISCHARGED</b>						
Full	33,165	596,694	180,941	3,265,982	214,106	3,862,676
Empty	23,911	94,532	51,617	202,817	75,528	297,349
<b>TOTAL</b>	<b>57,076</b>	<b>691,226</b>	<b>232,558</b>	<b>3,468,799</b>	<b>289,634</b>	<b>4,160,025</b>

#### 4.7.4. Total 20 feet containers and over

	Domestic		Foreign		Total	
	Number	Tonnes	Number	Tonnes	Number	Tonnes
<b>LOADED</b>						
Full	72,964	1,116,953	229,806	4,008,089	302,770	5,125,042
Empty	4,365	11,725	29,521	86,916	33,886	98,641
<b>TOTAL</b>	<b>77,329</b>	<b>1,128,678</b>	<b>259,327</b>	<b>4,095,005</b>	<b>336,656</b>	<b>5,223,683</b>
<b>DISCHARGED</b>						
Full	16,893	179,630	192,059	3,277,326	208,952	3,456,956
Empty	58,529	161,155	78,155	229,534	136,684	390,689
<b>TOTAL</b>	<b>75,422</b>	<b>340,785</b>	<b>270,214</b>	<b>3,506,860</b>	<b>345,636</b>	<b>3,847,645</b>
<b>LOADED AND DISCHARGED</b>						
Full	89,857	1,296,583	421,865	7,285,415	511,722	8,581,998
Empty	62,894	172,880	107,676	316,450	170,570	489,330
<b>TOTAL</b>	<b>152,751</b>	<b>1,469,463</b>	<b>529,541</b>	<b>7,601,865</b>	<b>682,292</b>	<b>9,071,328</b>

#### 4.7.4.1. 20 foot containers and over in transit

	Domestic		Foreign		Total	
	Number	Tonnes	Number	Tonnes	Number	Tonnes
<b>LOADED</b>						
Full	74	1,140	63,180	1,199,853	63,254	1,200,993
Empty	8	18	7,140	17,841	7,148	17,859
<b>TOTAL</b>	<b>82</b>	<b>1,158</b>	<b>70,320</b>	<b>1,217,694</b>	<b>70,402</b>	<b>1,218,852</b>
<b>DISCHARGED</b>						
Full	13	76	63,592	1,203,041	63,605	1,203,117
Empty	0	0	6,638	20,458	6,638	20,458
<b>TOTAL</b>	<b>13</b>	<b>76</b>	<b>70,230</b>	<b>1,223,499</b>	<b>70,243</b>	<b>1,223,575</b>
<b>LOADED AND DISCHARGED</b>						
Full	87	1,216	126,772	2,402,894	126,859	2,404,110
Empty	8	18	13,778	38,299	13,786	38,317
<b>TOTAL</b>	<b>95</b>	<b>1,234</b>	<b>140,550</b>	<b>2,441,193</b>	<b>140,645</b>	<b>2,442,427</b>

#### 4.7.5. Total T.E.U. containers

	Domestic		Foreign		Total	
	Number	Tonnes	Number	Tonnes	Number	Tonnes
<b>LOADED</b>						
Full	99,830	1,116,953	329,545	4,008,089	429,375	5,125,042
Empty	5,972	11,725	45,453	86,916	51,425	98,641
<b>TOTAL</b>	<b>105,802</b>	<b>1,128,678</b>	<b>374,998</b>	<b>4,095,005</b>	<b>480,800</b>	<b>5,223,683</b>
<b>DISCHARGED</b>						
Full	23,190	179,630	273,259	3,277,326	296,449	3,456,956
Empty	80,832	161,155	113,840	229,534	194,672	390,689
<b>TOTAL</b>	<b>104,022</b>	<b>340,785</b>	<b>387,099</b>	<b>3,506,860</b>	<b>491,121</b>	<b>3,847,645</b>
<b>LOADED AND DISCHARGED</b>						
Full	123,020	1,296,583	602,804	7,285,415	725,824	8,581,998
Empty	86,804	172,880	159,293	316,450	246,097	489,330
<b>TOTAL</b>	<b>209,824</b>	<b>1,469,463</b>	<b>762,097</b>	<b>7,601,865</b>	<b>971,921</b>	<b>9,071,328</b>

#### 4.7.5.1. Total T.E.U. containers in transit

	Domestic		Foreign		Total	
	Number	Tonnes	Number	Tonnes	Number	Tonnes
<b>LOADED</b>						
Full	96	1,140	90,524	1,199,853	90,620	1,200,993
Empty	10	18	10,543	17,841	10,553	17,859
<b>TOTAL</b>	<b>106</b>	<b>1,158</b>	<b>101,067</b>	<b>1,217,694</b>	<b>101,173</b>	<b>1,218,852</b>
<b>DISCHARGED</b>						
Full	14	76	90,864	1,203,041	90,878	1,203,117
Empty	0	0	10,229	20,458	10,229	20,458
<b>TOTAL</b>	<b>14</b>	<b>76</b>	<b>101,093</b>	<b>1,223,499</b>	<b>101,107</b>	<b>1,223,575</b>
<b>LOADED AND DISCHARGED</b>						
Full	110	1,216	181,388	2,402,894	181,498	2,404,110
Empty	10	18	20,772	38,299	20,782	38,317
<b>TOTAL</b>	<b>120</b>	<b>1,234</b>	<b>202,160</b>	<b>2,441,193</b>	<b>202,280</b>	<b>2,442,427</b>

#### 4.7.6. Goods transported in containers classified by type (T)

Cod Goods	Domestic			Foreign			Total		
	Loaded	Discharged	Total	Loaded	Discharged	Total	Loaded	Discharged	Total
<b>ENERGY</b>									
1 Crude oil	8,075	48	8,123	25,339	15,113	40,452	33,414	15,161	48,575
2 Fuel-oil	3	0	3	626	1,271	1,897	629	1,271	1,900
3 Gas-oil	0	0	0	242	0	242	242	0	242
4 Petrol	175	0	175	54	0	54	229	0	229
6 Other petroleum products	226	0	226	12	25	37	238	25	263
7 Petroleum fuel gases	6,951	30	6,981	21,368	10,286	31,654	28,319	10,316	38,635
35 Natural gas	136	0	136	1,073	412	1,485	1,209	412	1,621
12 Petroleum coals and coke	11	0	11	0	0	0	11	0	11
<b>IRON AND STEEL</b>	573	18	591	1,964	3,119	5,083	2,537	3,137	5,674
8 Iron ore	36,703	31,962	68,665	93,901	69,309	163,210	130,604	101,271	231,875
11 Scrap iron	23	0	23	36	602	638	59	602	661
13 Iron and steel products	1	31,775	31,776	1,690	1,360	3,050	1,691	33,135	34,826
<b>METALLURGY</b>	36,679	187	36,866	92,175	67,347	159,522	128,854	67,534	196,388
9 Pyrites	17,670	1,070	18,740	140,651	103,899	244,550	158,321	104,969	263,290
10 Other ores	1	0	1	225	0	225	226	0	226
36 Other metallurgic products	14,382	909	15,291	105,509	79,902	185,411	119,891	80,811	200,702
<b>FERTILISERS</b>	3,287	161	3,448	34,917	23,997	58,914	38,204	24,158	62,362
14 Phosphates	3,570	5	3,575	13,270	14,860	28,130	16,840	14,865	31,705
15 Potash	25	0	25	209	393	602	234	393	627
16 Natural and artificial fertilisers	2	0	2	947	2,157	3,104	949	2,157	3,106
<b>CHEMICALS</b>	3,543	5	3,548	12,114	12,310	24,424	15,657	12,315	27,972
17 Chemical products	145,858	1,784	147,642	740,115	378,096	1,118,211	885,973	379,880	1,265,853
<b>CONSTRUCTION MATERIALS</b>	145,858	1,784	147,642	740,115	378,096	1,118,211	885,973	379,880	1,265,853
5 Asphalt	87,938	446	88,384	341,364	148,085	489,449	429,302	148,531	577,833
18 Cement and clinker	0	0	0	384	0	384	384	0	384
20 Construction materials	30,315	1	30,316	9,646	6,735	16,381	39,961	6,736	46,697
<b>AGRICULTURE AND FOOD</b>	57,623	445	58,068	331,334	141,350	472,684	388,957	141,795	530,752
21 Grain and flour	392,439	62,259	454,698	608,133	729,587	1,337,720	1,000,572	791,846	1,792,418
22 Soya beans and flour	28,223	275	28,498	16,110	12,531	28,641	44,333	12,806	57,139
23 Fruit, vegetables and pulses	208	0	208	0	113	113	208	113	321
24 Wines, drinks, alcohol and derivatives	17,526	42,360	59,886	47,468	82,698	130,166	64,994	125,058	190,052
27 Canned food	147,797	7,256	155,053	171,730	96,368	268,098	319,527	103,624	423,151
28 Tobacco, cocoa, coffee and spices	12,491	81	12,572	46,847	60,780	107,627	59,338	60,861	120,199
29 Oils and fats	9,548	2,409	11,957	67,689	261,589	329,278	77,237	263,998	341,235
30 Other food products	11,211	971	12,182	48,698	21,928	70,626	59,909	22,899	82,808
33 Frozen fish	92,064	3,829	95,893	137,238	110,002	247,240	229,302	113,831	343,133
37 Feedstuffs	333	2,295	2,628	10,578	30,265	40,843	10,911	32,560	43,471
<b>OTHER CARGO</b>	73,038	2,783	75,821	61,775	53,313	115,088	134,813	56,096	190,909
19 Wood and cork	219,493	35,099	254,592	1,263,341	1,200,526	2,463,867	1,482,834	1,235,625	2,718,459
25 Common salt	10,028	63	10,091	49,253	39,438	88,691	59,281	39,501	98,782
26 Paper and pulp	1,159	0	1,159	1,789	1,181	2,970	2,948	1,181	4,129
31 Machinery, equipment, tools, etc.	16,695	3,796	20,491	287,869	124,326	412,195	304,564	128,122	432,686
34 Other cargo	57,475	2,856	60,331	301,918	244,474	546,392	359,393	247,330	606,723
<b>SPECIAL TRANSPORTS</b>	134,136	28,384	162,520	622,512	791,107	1,413,619	756,648	819,491	1,576,139
32 Automobiles and parts	216,932	208,111	425,043	868,891	847,385	1,716,276	1,085,823	1,055,496	2,141,319
38 Cargo truck platform tare (Ro-ro)	4,158	353	4,511	119,856	67,282	187,138	124,014	67,635	191,649
39 Container tare	302	55	357	919	141	1,060	1,221	196	1,417
40 Goods in transit containers (TIC)	212,472	207,703	420,175	748,116	779,962	1,528,078	960,588	987,665	1,948,253
<b>TOTAL</b>	<b>1,128,678</b>	<b>340,784</b>	<b>1,469,462</b>	<b>4,095,005</b>	<b>3,506,860</b>	<b>7,601,865</b>	<b>5,223,683</b>	<b>3,847,644</b>	<b>9,071,327</b>

## 4.8. General summary of maritime traffic

### 4.8.1. General table number 1

Items	Tonnes	
	Partial	Total
<b>LIQUID BULK</b>		8,044,939
Petroleum products	6,747,103	
Other liquids	1,297,836	
<b>SOLID BULK</b>	5,077,065	5,077,065
<b>GENERAL CARGO</b>	11,765,322	11,765,322
<b>LOCAL TRAFFIC</b>	0	0
<b>SHIP SUPPLIES</b>		596,420
Petroleum products	297,916	
Other	298,504	
<b>FISHING</b>	5,019	5,019
<b>TOTAL</b>	25,488,765	25,488,765

### 4.8.2. General table number 2 (Including local traffic, supplies and fishing)

Items	Tonnes
Cargo loaded	9,994,378
Cargo unloaded	15,494,387
Cargo transhipped	0
<b>TOTAL</b>	25,488,765

### 4.8.3. General table number 3

Items	Tonnes	
	Partial	Total
<b>FOREIGN TRADE</b>		20,390,006
Import	13,628,466	
Export	6,761,540	
Transshipment	0	
<b>DOMESTIC TRADE</b>	4,497,320	4,497,320
<b>FISHING, SUPPLIES AND LOCAL TRAFFIC</b>	601,439	601,439
<b>TOTAL</b>	25,488,765	25,488,765

### 4.8.4. General table number 4

Items	Tonnes
Petroleum products (1)	7,045,019
Solid bulk	5,077,065
General cargo	11,765,322
Other (2)	1,601,359
<b>TOTAL</b>	25,488,765

(1) Includes petroleum product supplying.

(2) Covers non-petroleum liquid bulk, local traffic, fishing and non-petroleum supplies.

### 4.8.5. General table number 5

Type of traffic	Total	Tonnes	
		Loaded	Unloaded
Domestic and foreign	24,887,326	9,397,958	15,489,368
Local or river traffic	0	0	0
Supplies	596,420	596,420	0
Fishing	5,019	0	5,019
<b>TOTAL</b>	25,488,765	9,994,378	15,494,387

#### 4.9. Land traffic

Transport means for entry or exit from the port service area	Totals	Tonnes Discharged from vessel	Loaded on vessel
Rail	660,736	237,238	423,498
Road	17,350,236	9,642,586	7,707,650
Oil pipeline	4,355,222	4,345,580	9,642
Other means	0	0	0
<b>Subtotal</b>	<b>22,366,194</b>	<b>14,225,404</b>	<b>8,140,790</b>
No land transport	2,521,132	1,263,964	1,257,168
<b>TOTAL</b>	<b>24,887,326</b>	<b>15,489,368</b>	<b>9,397,958</b>





## 5. Use of the port

This chapter describes the activity at the Port of Barcelona during 1997 from a different perspective from that of the previous chapter: it offers data on the use of the many port facilities, including the cargo loaded and discharged on each wharf, the number of vessels entering dry dock and their tonnage, and the sum of the lengths of all the vessels berthing at the port in 1997.

## 5.0. Use of wharves

Wharf or berth	Loading	Unloading	Total
<b>ADOSSAT B</b>			
Solid Bulk	0	63.577	63.577
<b>ADOSSAT C</b>			
General Cargo	5.004	284	5.288
<b>ADOSSAT D</b>			
General Cargo	189.326	66.687	256.013
<b>ADOSSAT E</b>			
Liquid Bulk	48	0	48
General Cargo	22.674	2.280	24.954
<b>ÁLVAREZ DE LA CAMPA B</b>			
Liquid Bulk	64.306	0	64.306
Solid Bulk	92.978	609.662	702.640
General Cargo	349.013	101.967	450.980
<b>ÁLVAREZ DE LA CAMPA C</b>			
Liquid Bulk	3.150	0	3.150
General Cargo	1.740	0	1.740
<b>ÁLVAREZ DE LA CAMPA (RO-RO)</b>			
Liquid Bulk	20	0	20
General Cargo	378.750	113.501	492.251
<b>BARCELONA NORTH</b>			
General Cargo	173.300	76.999	250.299
<b>BARCELONA SOUTH</b>			
General Cargo	93.533	34.521	128.054
<b>CONTRADIC EAST</b>			
Solid Bulk	0	1.189.670	1.189.670
General Cargo	0	4	4
<b>CONTRADIC NORTH</b>			
Liquid Bulk	108.366	23.853	132.219
Solid Bulk	408.668	0	408.668
General Cargo	911	0	911
<b>CONTRADIC SOUTH</b>			
Liquid Bulk	42.959	22.291	65.250
Solid Bulk	1.872.790	471.098	2.343.888
General Cargo	0	2	2
<b>COSTA</b>			
Liquid Bulk	0	8.344	8.344
Solid Bulk	2.700	262.424	265.124
General Cargo	42.296	297.460	339.756
<b>DÁRSENA INTERIOR A</b>			
General Cargo	129.196	70.751	199.947
<b>DÁRSENA INTERIOR B</b>			
General Cargo	62.590	20.206	82.796
<b>DÁRSENA SUD A</b>			
General Cargo	77.404	29.492	106.896
<b>DÁRSENA SUD B</b>			
General Cargo	49.283	52.941	102.224
<b>DÁRSENA SUD C</b>			
General Cargo	64.956	41.581	106.537
<b>DRASSANES B</b>			
General Cargo	38	0	38
<b>EVARISTO FERNÁNDEZ EAST</b>			
General Cargo	291.580	107.967	399.547
<b>EVARISTO FERNÁNDEZ WEST</b>			
General Cargo	21.497	9.041	30.538
<b>INFLAMABLES A</b>			
Liquid Bulk	3.305	1.296.720	1.300.025
<b>INFLAMABLES B</b>			
Liquid Bulk	499	75.973	76.472
<b>INFLAMABLES C</b>			
Liquid Bulk	0	149.034	149.034
<b>INFLAMABLES D</b>			
Liquid Bulk	98	331.745	331.843
General Cargo	0	2	2
<b>INFLAMABLES E</b>			
Liquid Bulk	1.219	429.162	430.381
General Cargo	0	5	5
<b>INFLAMABLES F</b>			
Liquid Bulk	1.510	104.643	106.153
General Cargo	0	1	1
<b>INFLAMABLES H</b>			
Liquid Bulk	0	4.345.537	4.345.537
General Cargo	0	1	1
<b>LEPANT A</b>			
General Cargo	189.686	56.031	245.717
<b>LEPANT B</b>			

Wharf or berth	Loading	Unloading	Total
General Cargo	177.091	45.584	222.675
<b>LEPANT C</b>			
General Cargo	973	637	1.610
<b>LLEVANT A</b>			
General Cargo	4.782	10	4.792
<b>OEST</b>			
Liquid Bulk	49.292	3.950	53.242
Solid Bulk	14.024	86.708	100.732
General Cargo	1.134	63	1.197
<b>PANTALAN PLATAF. 2-NORD</b>			
Liquid Bulk	0	109.892	109.892
<b>PANTALAN PLATAF. 2-SUD</b>			
Liquid Bulk	0	171.898	171.898
<b>PANTALAN PLATAF. 3-NORD</b>			
Liquid Bulk	2.949	360.438	363.387
<b>PANTALAN PLATAF. 3-SUD</b>			
Liquid Bulk	0	302.625	302.625
<b>PONENT EAST</b>			
General Cargo	17.920	39.329	57.249
<b>PONENT NORTH</b>			
General Cargo	74.943	65.280	140.223
<b>PONENT NORTH-HEADWALL</b>			
General Cargo	60	0	60
<b>PONENT SOUTH</b>			
Liquid Bulk	2.120	19.897	22.017
General Cargo	55.322	212.230	267.552
<b>PRÍNCIP D'ESPANYA</b>			
Liquid Bulk	42	8.101	8.143
Solid Bulk	0	8	8
General Cargo	853.411	663.971	1.517.382
<b>SANT BERTRAN</b>			
Solid Bulk	2.684	0	2.684
General Cargo	250.476	149.742	400.218
<b>SUD EAST</b>			
Liquid Bulk	936	0	936
Solid Bulk	0	74	74
General Cargo	2.427.934	2.205.920	4.633.854
<b>SUD NORTH</b>			
Liquid Bulk	15	0	15
General Cargo	716.457	577.554	1.294.011
<b>TOTAL</b>	<b>9.397.958</b>	<b>15.489.368</b>	<b>24.887.326</b>

## 5.1. Basins

Number of anchored vessels	-
G.T. of ships anchored	-
G.T. per day anchored	-

## 5.2. Pointed mooring

Number of ships moored	263
G.T. of ships moored	1,278,138
G.T. per day of ships moored	0

## 5.3. Berths

Number of ships berthed	7,385
Linear metres of berths (sum of ship lengths)	1,015,358
Linear metres per day of berthing	1,050,836

## 5.4. Area utilisation (T/day)

Areas	Covered	Uncovered	Total
Wharf area and others	134,887	2,446,153	2,581,040
<b>TOTAL</b>	<b>134,887</b>	<b>2,446,153</b>	<b>2,581,040</b>

## 5.5. Mechanical shore equipment

### 5.5.1. Cranes

Cranes	With hook or bucket	
	Hours	Tonnes
<b>FIXED OR ON RAILS</b>	3,394	-
Vessel loading or discharging	-	-
Moving or lifting	-	-
<b>TOTAL</b>	3,394	-
<b>ON TYRES</b>		
Vessel loading or discharging	-	-
Moving or lifting	0	0
<b>TOTAL</b>	0	0

### 5.5.2. Special facilities

Facilities	Hours	Tonnes
ENAGÁS S.A.	-	4,345,537
PORTCEMEN S.A.	-	1,870,614
ERGRANSA S.A.	-	1,189,762
CATALANA ALMACENAJES PETROLIFEROS	-	1,018,303
CÍA. LOGÍSTICA DE HIDROCARBUROS S.A.	-	952,161
CARGILL ESPAÑA S.A.	-	632,748
TERMINALES PORTUARIAS S.A.	-	506,553
RECEPTORA DE LÍQUIDOS	-	456,699
PROQUÍMICA S.A.	-	312,804
TERMINAL CATALUNYA S.A.	-	226,144
TRÁFICO DE MERCANCIAS S.A.	-	206,643
S.A. PARA LA DESCARGA DE ACEITES	-	187,193
CEMENTOS DEL MAR	-	114,440
MOYRESA MOLTURACIÓN Y REFINO S.A.	-	90,559
VAN OMMEREN TANK TERMINAL BARNA S.A.	-	88,378
HISPASILOS S.A.	-	63,577
COMA Y RIBAS S.L.	-	33,532
DEMAGRISA	-	30,360
LOIRET AND HAËNTJENS ESPAÑA, S.A.	-	12,052
H.JOSÉ M.MASIQUES, S.A.	-	7,692
ERSHIP S.A.	-	4,392
TERMINAL CONTENEDORES DE BARNA, S.A.	-	4,134
OLESTOCK S.A.	-	3,000
ESTIBADORA DE PONENT, SA	-	20
<b>TOTAL</b>	-	12,357,296

### 5.6. Conveyor trucks

Hours.-

### 5.7. Conveyor belts

Hours.-

### 5.8. Mechanical shovels

Hours.-

### 5.9. Railways shunting, locomotives

Hours.-

### 5.10. Wagons

Hours.-

### 5.11. Trucks

Hours.-

### 5.12. Weighbridges

Number of weighings  
Tonnes

### 5.13. Floating cranes

Services, number of hours.-

### 5.14. Tugboats

Services, number of hours.-

### 5.15. Slipways

Number of services.-

### 5.16. Floating dock


Number of vessels: 19  
G.T.: 60,643

### 5.17. Barges

Services, number of hours.-

### 5.18. Dry dock

Number of vessels: 33  
G.T.: 380,703



## 6. Construction works

The investments in construction works that were partially or completely executed in 1997 by the Autoritat Portuària de Barcelona are summarised on the following pages. A description of each of the main projects is included.

## 6.1. Works in progress or completed during the year

Budget Application	Budget Ref.	Name of project	Approved liquid budget	Certified at source	Certified during the year	Status
Art. 1.2	72.22.02	REORGANISATION OF ACCESS TO CONTRADIC WHARF	33,835,874	33,835,874	4,138,375	Completed.
Art. 1.2	72.39.05	RESTORATION OF FAÇADES AND COMMON AREAS AROUND T.I.R. BUILDING	66,410,755	66,410,755	16,410,755	Completed.
Art. 1.2	72.23.05	SURFACING OF PRÍNCEP D'ESPANYA WHARF	365,300,278	365,300,278	365,300,278	Completed.
Art. 1.2	72.39.09	REFURBISHING OF T.I.R. BUILDING	88,725,000	88,725,000	88,725,000	Completed.
Art. 1.2	72.23.08	SURFACING OF A SECTION OF ADOSSAT WHARF	79,937,740	79,937,740	79,937,740	Completed.
Art. 1.2	72.23.17	SURFACING OF CONTRADIC NORD AND SUD WHARF	49,954,767	49,954,767	49,954,767	Completed.
Art. 1.2	72.13.02	EXTENSION OF BERTHS FOR PASSENGER TERMINALS	99,095,048	99,095,048	99,095,048	Completed.
Art. 1.2	72.22.02	REORGANISATION OF ACCESSES (ASSORTED WORKS)	29,653,543	29,653,543	29,653,543	Completed.
Art. 1.2	72.39.12	INTERIOR REFURBISHING OF GROUND FLOOR OF PORTAL DE LA PAU BUILDING	26,498,331	26,498,331	26,498,331	Completed.
Art. 1.2	72.23.19	URBAN DEVELOPMENT OF T.I.R. BUILDING AREA	23,731,259	23,731,259	23,731,259	Completed.
Art. 1.2	72.14.03	WHARF ON NOU CONTRADIC	537,022,834	500,000,000	500,000,000	In progress.
Art. 1.2	72.39.10	RESTORATION OF FAÇADES ON PORTAL DE LA PAU BUILDING	175,000,000	80,000,000	80,000,000	In progress.
Art. 1.2	72.24.06	PEDESTRIAN WALKWAY CONNECTING PASSENGER TERMINALS ON BARCELONA WHARF	50,630,000	35,000,000	35,000,000	In progress.
Art. 1.2	72.13.04	EXTENSION OF DÀRSENA INTERIOR WHARF	228,756,744	40,000,000	40,000,000	In progress.
Art. 1.2	72.12.04	EXTENSION OF INFLAMABLES WHARF ROCK PILE	1,800,000,000	0	0	In progress.
Art. 1.2	72.22.01	ADOSSAT WHARF ACCESS BRIDGE	1,968,212,128	0	0	In progress.
Art. 1.2	72.22.05	RAIL TERMINAL FOR AUTOMOBILES IN AREA SUD	131,746,933	62,216,000	62,216,000	In progress.
Art. 1.2	72.94.02	SLIPWAY PREMISES OPENED TO JOAN DE BORBÓN AVENUE	21,810,015	15,000,000	15,000,000	In progress.
Art. 1.2	72.13.05	EXTENSION OF MOLL PONENT HEADWALL - 1st PHASE	43,600,000	30,000,000	30,000,000	In progress.
		Payment balances			124,792,698	
		Small-budget works			617,607,576	
		<b>TOTAL</b>			<b>2,288,061,370</b>	

## 6.2. Summary of the most important works

### REORGANISING ACCESS TO THE CONTRADIC WHARF.

This includes rearrangement of the Contradic Wharf intersection that leads to the solid bulk terminal and to the container terminal Terminal de Contenedores de Barcelona, from the port bypass.

It involves surfacing 19,000 m<sup>2</sup> with asphalt and creating green areas on 1,100 m<sup>2</sup> of adjoining land.

### RESTORATION OF FAÇADES AND COMMON AREAS OF T.I.R. BUILDING.

This involves restoring the façades of the former T.I.R. building, changing all the metalwork and readapting the entrance and common areas of the building.

### SURFACING OF PRÍNCEP D'ESPANYA WHARF.

This project involves repairing lines, improving grades and applying two layers of asphalt (one for levelling and the other for wheeled traffic) on the 223,000 m<sup>2</sup> of yards.

### REFURBISHING OF THE T.I.R. BUILDING.

This consists of remodelling a total of 4,112 m<sup>2</sup> on four floors for office use and for the port Guardia Civil. The distribution of the space will be changed, fire-fighting, telecommunications and other equipment will be installed and improvements will be made to facilitate use of common areas (toilets, evacuation, vertical communication, etc.).

### SURFACING OF A SECTION OF ADOSSAT WHARF.

The project involves tarmacking approximately 55,000 m<sup>2</sup> of yards with asphalt after levelling the surface and repairing the areas in bad condition.

### SURFACING OF CONTRADIC NORD AND EST WHARVES.

The project consists of surfacing approximately 22,000 m<sup>2</sup> of yards with asphalt after levelling the surface and repairing areas in bad condition.

### EXTENSION OF BERTHS FOR PASSENGER TERMINALS.

This project involves removing the two existing Ro-Ro berths along the Barcelona Wharf headwall on the north and south by demolishing the superstructure in a 1,200m<sup>2</sup> area on each side and removing the six existing.

### **REORGANISATION OF ACCESSES (VARIOUS WORKS).**

Group of various works designed to improve internal road junctions. The most significant ones are:

- Redevelopment of the Contradic Wharf ring road junction
- Road modifications due to the new Sant Bertran Passenger Terminal
- Redevelopment of Gate 26 entry junction

### **INTERIOR REFORMS ON THE GROUND FLOOR OF THE PORTAL DE LA PAU BUILDING.**

The works include remodelling the offices in the left wing of the building, which involves dividing 380 m<sup>2</sup> into rooms by setting up brick walls and glass panels, laying the parquet flooring and fitting out electricity, plumbing, heating and air conditioning installations.

### **URBAN DEVELOPMENT OF THE T.I.R. BUILDING AREA.**

This consists of developing 5,010 m<sup>2</sup> by surfacing with asphalt, installing 176 m of new fencing, 430 m<sup>2</sup> of pavement with corresponding vertical and horizontal signposting and mechanised access gates.

### **WHARF CONSTRUCTION ON NOU CONTRADIC WHARF.**

This project involves building a wharf for Enagas with a 150 m berthing line made up of 6 reinforced concrete caissons with a draught of 14 m and four reinforced concrete dolphins creating a 6,500 m<sup>2</sup> yard.

The project also includes installation of water and electricity lines.

### **RESTORATION OF THE FAÇADES ON THE PORTAL DE LA PAU BUILDING.**

The project consists of operations for preserving and improving the building's current conditions:

- Cleaning approximately 2,800 m<sup>2</sup> of façades with non-aggressive techniques to eliminate adhered elements and reveal defective areas.
- Securely fastening architectural elements such as ornaments, friezes, cornices, coats of arms, etc. to guarantee safety.
- Replacement, cleaning and restoration of ornamental sculptures.
- Treatment and restoration of façades to return them to their original condition.
- Installation of structural reinforcement to anchor different elements and keep new cracks from forming.
- Replacement of exterior carpentry and metalwork.
- Restoration of the four towers, railings and antennas.
- Repair and waterproofing of the flat roof.

### **CONNECTING FOOTBRIDGE BETWEEN BARCELONA WHARF**

This project involves building a pedestrian walkway to join the current Trasmediterránea Passenger Terminal with the future terminals to be built in the World Trade Center.

The structure is made up of rhomboid-shaped white-concrete pillars and a pedestrian walkway. The total length is 307 m, with a width of 3.3 m. The roof is made of sheet metal and the side walls of glass.

### **EXTENSION OF DÀRSENA INTERIOR WHARF.**

The construction work consists of extending the current wharf approximately 150 m in length with a draught of 8 m by means of submerged concrete, and the creation of a 4,000 m<sup>2</sup> yard.

### **EXTENSION OF THE INFLAMABLES WHARF ROCK PILE.**

This involves building 2,088 m of rock pile made up of a banked mass of concrete supported by different layers of rock pile and acropods in an area of approximately 69 Ha.

19.8 Ha of this area will be filled with land.

### **ACCESS BRIDGE TO ADOSSAT WHARF.**

This consists of building a bridge to cross the channel of water between Ponent Wharf and Adossat Wharf, a distance of 175 m.

There will be three sections and the centre will be movable to allow vessels to pass under. The central span will have a horizontal clearance of 100 m and a vertical clearance of 19 m.

Access to the bridge from Ponent and Adossat Wharves will be facilitated by access ramps with a gradient of 6.5%.

The total length will be 1,100 m. The bridge platform will be 14 m wide, consisting of a centre road with a width of 12 m, two 1.5 m hard shoulders and two 1 m pavements.

**RAILWAY TERMINAL FOR VEHICLES IN SOUTH AREA.**

This involves building a railway terminal in the south area of the port with an access branch line of approximately 300 m, with four 250 m branches for loading and discharging vehicles.

**SLIPWAYS PREMISES (ACCESS TO JOAN DE BORBÓ AVENUE).**

This consists of providing access to Joan de Borbó Avenue for 10 business premises on the ground floor of the old O.T.P. building by installing sliding wooden doors for each location and continuous steel structure work.

**EXTENSION OF PONENT WHARF HEADWALL - 1ST PHASE.**

The project involves dredging the channel, filling with rock pile for placement of caissons and anchoring four caissons from unused port wharves.